



2025

Starcraft

Allstar 22'

PRICE PROPOSAL
Prepared for

**Florida Sheriffs
Association Item 8**

CONTACT

Date Issued:
Name: Les Burres
Phone: 904-537-7710
Email: 1burres@model1.com



Whether you need to fill a spot in your fleet or create an entirely new vehicle, your Model 1 experts have a single top priority: *you*. With a clear understanding of your needs, we find ways to deliver – starting with deep relationships all the way back at the manufacturer level. And with the nation’s largest inventory of commercial vehicles, you’ll never be short on the best choices to make for your business.

SALES EXPERIENCE

550+ Years of Collective Bus
Sales Experience Servicing Over
1,500 Customers Annually

COMPETITIVE PRICING

Volume Discounts
Fixed Contract Pricing

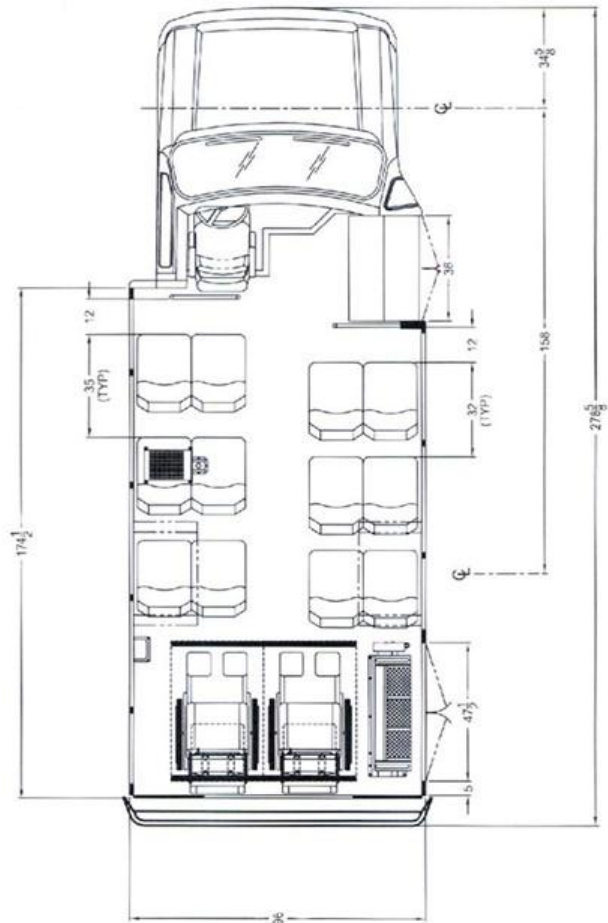


IN-HOUSE FINANCING

Seamless Transactions
Flexible Solutions

NATIONWIDE NETWORK

21 Full-Service Locations
Nationwide Partners with
25+ Top Manufacturers

IMAGES & FLOORPLAN



SPECIFICATIONS

CHASSIS

- 2025 Ford E-350
- Engine: 7.3L V-8
- Fuel Type: Gas
- Fuel Capacity: 55 Gallon Tank
- GVWR: 12,500 lbs.
- Wheelbase: 158"

EXTERIOR

- Exterior Color: White
- Passenger Door: 36" Wide Rough Opening, Electric

INTERIOR

- 93" Interior Width
- Driver Area: Grey padded vinyl
- Walls and Ceiling: Grey padded vinyl
- Flooring: Gerflor Sirius Anthracite Gray
- Ceiling grab rail on street side
- Left Hand Entry Vertical Grab Rail – 1 ¼"
- 1 ¼" dual entry grab rails parallel to entrance steps (both sides)
- Stanchion and modesty panel at entry door & behind driver
- Driver storage in cab overhead

A/C & HEAT

- A/C System: TA733 Super 70K Dual Compressor
- Heater: 70K BTU floor mounted

LIGHTING

- Door activated interior lights
- Surface mount LED entry door exterior light
- LED Interior and Exterior Lighting

ELECTRICAL

- Intermotive Flex Tech Electrical System
- Wiring Diagram "AS BUILT" on USB Flash Drive

AUDIO / VISUAL

- Ford OEM AM/FM/BT Radio with 4 speakers

WHEELCHAIR ACCESSIBILITY

- Rear Double W/C Doors w/ Windows & Leaf Springs
- Braun Century Wheelchair Lift, 34" x 54" Platform, 800-Lb Cap.
- Intermotive Gateway Transit Fast Idle with Lift Interlock

WHEELCHAIR ACCESSORIES

- Q'Straint Q-8201-L Standard Retractor Tie Down Kit (2)
- Priority seating sign **Required for ADA Compliance**
- Wheelchair Decal

SAFETY

- Back-up alarm SAE type C 97 db(A)
- Rosco back-up camera system w/ 7" rearview monitor/mirror combo

PASSENGER SEATING OPTIONS

- 14 Ambulatory, 0 Wheelchair
- 13 Ambulatory, 1 Wheelchair
- 12 Ambulatory, 2 Wheelchair

SEATING

- Driver Seating: Freedman Shield FC
 - Recline, RH Armrest, 4 Position Lumbar Support
 - Driver Seat Cover: Level 6 Jordan Blue
- Passenger Seating:
 - Mid High, Double Seat (6)
 - Econo Flip, Single Seat (2)
 - Seat Fabric: Level 6 Jordan Blue(14)
 - Seat belt, non-retractable (14)
 - Seat belt loop (14)
 - Anti-vandal grab handle on aisle seats (6)

WARRANTY

Manufacturer Warranty	Starcraft:	5 Year / 100,000 Miles
Chassis Warranty	Ford Bumper to Bumper:	3 Year / 36,000 Miles
	Ford Powertrain:	5 Years/ 60,000 Miles

All vehicles come with warranty, but Model 1 offers more value without the added cost.

Our coverage and support come with each of our new vehicles – *standard*.

WE PROCESS ALL THE WARRANTY REGISTRATIONS

We register all of your bus parts for you, no more pesky warranty cards to fill out. This includes *all* parts, wheelchair lift, electronics, HVAC, etc.

WE HANDLE ALL THE PAPERWORK

We administer and coordinate any warranty work. You make one call to our warranty department, and they take it from there.

REPAIR FACILITIES NEAR YOU

When warranty work is needed, we use service repair facilities near the bus location. We have over 3200 authorized centers and growing. You will never have to drive far to get repairs completed.

NO MORE CLAIM FORMS

Model 1 handles all parts of the claim process, you will have no out of pocket expenses, no reimbursements, and the service facility will be paid directly by us.

LONGER WARRANTY PERIOD

We have negotiated extended periods for the units we sell. Unprecedented 60 month/100,000 mile bumper-to-bumper warranty on the Starcraft bus upfit.

PRICING

<i>DESCRIPTION</i>	<i>AMOUNT</i>
FSA Base Bus Cost	\$86,125.00
FSA Options additions	\$47,849.00
FSA Option subtractions	-\$1,153.00
Dealer Discount	-\$6,000.00
Total	\$126,821.00*

*Pricing does not include tax.

Bid Award**Contract:** FSA23-VEH21.0, Heavy Trucks and Buses**Group:** Buses: 14 to 25 Passenger Capacity Range, Van-Type Cutaway Chassis**Item:** 8, Starcraft, Allstar, Allstar

Zone	Rank	Vendor	Price	Build File	Options File
Western	Primary	Model 1 Commercial Vehicles, Inc.	\$86,125.00	Build	Options
Northern	Primary	Model 1 Commercial Vehicles, Inc.	\$86,125.00	Build	Options
Central	Primary	Model 1 Commercial Vehicles, Inc.	\$86,125.00	Build	Options
Southern	Primary	Model 1 Commercial Vehicles, Inc.	\$86,125.00	Build	Options

*Model 1 Commercial Vehicles, Inc. replaces Creative Bus Sales, Inc. as the awarded vendor for this item effective May 22, 2023.

Options for Stock 2024 Ford E350 14+2 compared to FSA Item 8 Base Bus

FSA Option Additions

93101 Allstar 158"WB E350 7.3L Gas Engine	\$10,696.00
104313 TA733 70K BTU AC Ford 7.3LL	\$12,210.00
2113 Grey Padded Vinyl Interior (Walls and Ceiling)	\$417.00
8045 Rear Heater 65K BTU	\$849.00
20192 Driver Storage In Cab Overhead	\$212.00
20206 Double W/C Doors W/ windows	\$2,212.00
20225 Braun Century Lift 800lb	\$12,378.00
99 Intermotive Fast Idel with Interlock	\$1,079.00
8688 (2) Q Straint Standard Retractors L Track	\$2,512.00
8104 Priority Seating Sign	\$23.00
2050 Ceiling Grab Rail Street Side	\$197.00
8130 Dual Entry Grab Rails Parallel to Entrance Steps	\$197.00
20301 Stanchion and Modesty Panel Behind Driver	\$265.00
99 (2) Econo Flip Seat Single	\$1,942.00
2122 (14) Level 6 Seat Covers	\$2,660.00
Total	\$47,849.00

FSA Subtracted Options

8067 Mid High Double Seat	-\$1,153.00
Total	-\$1,153.00

Mfg Order code	2025 Price	Description	Factory or Vendor installed	MSRP % Disc	Cost-Plus Markup %
	\$ -	ALLSTAR - CHEVROLET 12,300 GVW CONVERSION ONLY PRICING	Factory	NA	6%
Std on Base Bus	\$ -	Allstar 20' 139" WB 6.6L Gas Engine	Factory	NA	6%
93177	\$ 7,558	Allstar 22' 159" WB 6.6L Gas Engine	Factory	NA	6%
93192	\$ 13,954	Allstar 24' 159" WB 6.6L Gas Engine	Factory	NA	6%
	\$ -	ALLSTAR - CHEVROLET 14,200 GVW CONVERSION ONLY PRICING	Factory	NA	6%
93170	\$ 9,929	Allstar 22 159" WB 6.6L Gas Engine	Factory	NA	6%
93179	\$ 12,255	Allstar 24 159" WB 6.6L Gas Engine	Factory	NA	6%
93193	\$ 16,906	Allstar 25 177" WB 6.6L Gas Engine	Factory	NA	6%
93180	\$ 19,232	Allstar 26 190" WB 6.6L Gas Engine	Factory	NA	6%
	\$ -	STARLITE - FORD E350	Factory	NA	6%
93092	\$ 10,860	Starlite 20 138" WB E-350 7.3L Premium Gas Engine W/240 Amp Ford Alt	Factory	NA	6%
93219	\$ 12,103	Starlite 22 158" WB E-350 7.3L Premium Gas Engine W/240 Amp Ford Alt	Factory	NA	6%
	\$ -	STARLITE - TRANSIT350 HD 10,360 GVWR CONVERSION ONLY PRICING	Factory	NA	6%
93108	\$ 10,696	Starlite 20 138" WB Transit350 3.5L EcoBoost Gas Engine W/250 Amp Ford Alt	Factory	NA	6%
93082	\$ 10,696	Starlite 22 156" WB Transit350 3.5L EcoBoost Gas Engine W/250 Amp Ford Alt	Factory	NA	6%
	\$ -	ALLSTAR - FORD E350	Factory	NA	6%
93113	\$ 5,430	Allstar 20 138" WB E-350 7.3L Premium Gas Engine W/240 Amp Ford Alt	Factory	NA	6%
	\$ -	ALLSTAR - FORD E350	Factory	NA	6%
93161	\$ 5,430	Allstar 20 158" WB E-350 7.3L Premium Gas Engine W/240 Amp Ford Alt	Factory	NA	6%
93101	\$ 10,696	Allstar 22 158" WB E-350 7.3L Premium Gas Engine W/240 Amp Ford Alt	Factory	NA	6%
	\$ -	ALLSTAR - FORD E450	Factory	NA	6%
93142	\$ 11,588	Allstar 20 158" WB E-450 7.3L Premium Gas Engine W/240 Amp Ford Alt	Factory	NA	6%
93109	\$ 13,332	Allstar 22 158" WB E-450 7.3L Premium Gas Engine W/240 Amp Ford Alt	Factory	NA	6%
93119	\$ 15,076	Allstar 24 158" WB E-450 7.3L Premium Gas Engine W/240 Amp Ford Alt	Factory	NA	6%
93091	\$ 18,565	Allstar 25 176" WB E-450 7.3L Premium Gas Engine W/240 Amp Ford Alt **	Factory	NA	6%
93102	\$ 20,309	Allstar 25 190" WB E-450 7.3L Premium Gas Engine W/240 Amp Ford Alt *	Factory	NA	6%
93110	\$ 23,797	Allstar 27 208" WB E-450 7.3L Premium Gas Engine W/240 Amp Ford Alt ***	Factory	NA	6%
	\$ -	MVP - FORD E450 14,500 GVWR	Factory	NA	6%
93103	\$ 23,797	ALLSTAR MVP 27 212" WB E-450 7.3L Premium Gas Engine W/240 Amp Ford Alt	Factory	NA	6%
	\$ -	Forest River- Ford Transit Van	Factory	NA	6%
BASE Mod 1	\$ 22,316	Electric ADA Passenger Van	Factory	NA	6%
BASE Mod 2	\$ 18,492	Electric Non ADA Passenger Van	Factory	NA	6%
BASE Mod 3	\$ 45,548	Electric ADA Passenger Van Lift behind rear axle	Factory	NA	6%
BASE Mod 4	\$ (9,718)	Electric Non Passenger Van	Factory	NA	6%
BASE Mod 5	\$ 33,016	Gas ADA Passenger Van	Factory	NA	6%
BASE Mod 6	\$ 29,192	Gas Non ADA Passenger Van	Factory	NA	6%
	\$ -	SIDEWALL / REARWALL / CEILING	Factory	NA	6%
2289	\$ 726	FRP on Ceiling, Grey	Factory	NA	6%
2040	\$ 372	FRP on Rearwall, Grey	Factory	NA	6%
2093	\$ 205	FRP on Sidewall Under Seat Track, Grey	Factory	NA	6%
2237	\$ 417	Cove Black Flooring on Sidewall to Seat Track	Factory	NA	6%
2238	\$ 569	Cove Colored Flooring on Sidewall to Seat Track	Factory	NA	6%
2055	\$ 319	Grey Padded Cloth Interior (walls and ceiling)	Factory	NA	6%
2113	\$ 417	Grey Padded Vinyl Interior (walls and ceiling)	Factory	NA	6%
2853	\$ 463	Black Padded Vinyl Interior (walls and ceiling)	Factory	NA	6%
2054	\$ 622	Stripe on Ceiling to Match Seats Up to Level 5 Fabric	Factory	NA	6%
	\$ -	FLOORING - WHITE NOSING IS STANDARD	Factory	NA	6%
2823	\$ 451	Gerflor Sirius NT #6727 Anthracite (Grey) I.L.O. Graphite	Factory	NA	6%
2827	\$ 690	Other Color Gerflor Sirius NTCOLOR:	Factory	NA	6%
2828	\$ 1,044	Gerflor Helios NT COLOR:	Factory	NA	6%
2885	\$ 3,309	Gerflor Gaya Wood COLOR:	Factory	NA	6%
22534	\$ 3,309	Gerflor Harmonia Wood COLOR:	Factory	NA	6%
2248	\$ 814	Altro Meta Storm	Factory	NA	6%
8782	\$ 1,177	Altro Meta Other Than Storm COLOR:	Factory	NA	6%
8783	\$ 1,283	Altro CHROMA	Factory	NA	6%
8819	\$ 3,309	Altro Wood Safety	Factory	NA	6%
8048	\$ 690	Black RCA Rubber Floor w/Ribbed Aisle	Factory	NA	6%
8047	\$ 1,177	Colored RCA Rubber Floor w/ Ribbed Aisle COLOR:	Factory	NA	6%
8805	\$ 1,398	Black All Ribbed RCA Rubber Floor	Factory	NA	6%
8400	\$ 1,876	Colored All Ribbed RCA Rubber Floor COLOR:	Factory	NA	6%
8820	\$ 35	Yellow Step Nosing - Per Step	Factory	NA	6%
2204	\$ 372	3/4" Plywood Floor	Factory	NA	6%
2291	\$ 1,097	3/4" Marine Tech Plywood Floor	Factory	NA	6%

2202	\$	973	5/8" MarineTech Plywood Floor	Factory	NA	6%
2103	\$	925	Raised Floor 3 Step Flat to Front ** ALLSTAR OPTION ONLY - NOT AVAILABLE ON CHEVY CHASSIS	Factory	NA	6%
2863	\$	925	Raised Floor 2 Step Entry W/Extra Step Up Behind Driver ** ALLSTAR & STARLITE TRANSIT OPTION	Factory	NA	6%
2667	\$	114	Fuel Tank Access Plate In Floor *N/A All Applications - Check Availability	Factory	NA	6%
	\$	-	EXTERIOR	Factory	NA	6%
2381	\$	4,070	ALL FIBERGLASS/COMPOSITE EXTERIOR	Factory	NA	6%
8011	\$	1,744	Paint Skirt ** COLOR CODE:	Factory	NA	6%
8784	\$	1,570	Gloss Black Out Window Paint	Factory	NA	6%
99	\$	8,721	Full Body Paint 20' - 27' MODEL BUS (LIST PAINT COLOR BELOW)	Factory	NA	6%
99	\$	10,033	Full Body Paint 20' - 27' MODEL BUS - Black or Metallic (LIST PAINT COLOR BELOW)	Factory	NA	6%
8235	\$	-	Custom Paint - Requires Artwork and color Codes - * Note in Special Instructions!	Factory	NA	6%
	\$	-	CHASSIS	Factory	NA	6%
2001	\$	68	Front Mud Flaps, pair - NOT AVAILABLE ON FORD TRANSIT	Factory	NA	6%
2340	\$	46	Front Mud Flap (1), Passenger Side Only (to be used with Running Board) - NOT AVAILABLE ON FORD TRANSIT	Factory	NA	6%
99	\$	265	Black Extruded Aluminum Running Board on Driver Side (NOT AVAILABLE ON FORD TRANSIT)	Factory	NA	6%
99	\$	265	Black Extruded Aluminum Running Board on Co-Pilot Side (NOT AVAILABLE ON FORD TRANSIT)	Factory	NA	6%
2623	\$	523	Heavy Duty Anti-Slip Aluminum Running Board on Driver Side (Large) (NOT AVAILABLE ON FORD TRANSIT)	Factory	NA	6%
99	\$	523	Heavy Duty Anti-Slip Aluminum Running Board on Co-Pilot Side (Large) (NOT AVAILABLE ON FORD TRANSIT)	Factory	NA	6%
2015-7	\$	614	Ford Transit Heavy Duty Anti-Slip Aluminum Running Board on Driver Side (Large)	Factory	NA	6%
99	\$	614	Ford Transit Heavy Duty Anti-Slip Aluminum Running Board on Co-Pilot Side (Large)	Factory	NA	6%
2002	\$	152	Rear Tow Hooks	Factory	NA	6%
2668	\$	137	Exhaust Pipe Downturn	Factory	NA	6%
99	\$	2,327	Mor-Ryde RS Suspension (SUBJECT TO WEIGHT ANALYSIS APPROVAL)	Factory	NA	6%
2186	\$	16,320	Telma Brake Retarder (SUBJECT TO WEIGHT ANALYSIS APPROVAL)	Factory	NA	6%
2275	\$	364	Galvanized Belly Metal (SUBJECT TO WEIGHT ANALYSIS APPROVAL)	Factory	NA	6%
2299	\$	569	Exterior Mirror Set, Heated Ford	Factory	NA	6%
2444	\$	1,145	Exterior Mirror Set, Remote/Heated, Ford	Factory	NA	6%
2446	\$	1,547	Exterior Mirror Set, Remote/Heated, Chevy	Factory	NA	6%
2825	\$	1,289	Exterior Mirror Set Remote/Heated w/External LED Strip Turn Signal Ford	Factory	NA	6%
2649	\$	1,388	Exterior Mirror Set, Remote/Heated w/LED Turn Signal in Mirror Glass Ford	Factory	NA	6%
2864	\$	152	ADD STAINLESS STEEL ARMS TO ROSCO MIRRORS	Factory	NA	6%
2006	\$	4,581	DL-2 Powder Coated Bike Rack W/Deployment Kit - Ford E Series / Chevy	Factory	NA	6%
2008	\$	5,680	DL-2 STAINLESS ANTI-GLARE FINISH BIKE RACK W/DEPLOYMENT KIT - Ford E Series / Chevy	Factory	NA	6%
2022	\$	5,680	DL-2 Stainless Powder Coated Bike Rack W/Deployment Kit - Ford E Series / Chevy	Factory	NA	6%
2895	\$	8,023	ON-SPOT AUTOMATIC TIRE CHAINS	Factory	NA	6%
2812	\$	1,494	SMI Energy Absorbing Rear Bumper	Factory	NA	6%
2813	\$	2,616	SMI Energy Absorbing Rear Bumper w/Hawkeye RAS Installed	Factory	NA	6%
2156	\$	1,380	Romeo Rim Rear Bumper	Factory	NA	6%
2164	\$	1,949	Romeo Rim Front Bumper - Ford Only	Factory	NA	6%
2670	\$	2,586	Romeo Rim Rear Bumper w/Hawkeye RAS Installed	Factory	NA	6%
2190	\$	319	Rear Step Bumper	Factory	NA	6%
2768	\$	925	Stainless Steel Rear Bumper	Factory	NA	6%
8004	\$	736	Spare Tire and Wheel - Ford E-Series & Chevy Chassis	Factory	NA	6%
99	\$	1,077	Spare Tire and Wheel - Ford Transit Chassis	Factory	NA	6%
2005	\$	167	Spare Tire Carrier NOT AVAILABE ON E-350 CHASSIS	Factory	NA	6%
2297	\$	83	Spare Tire Carrier Lock	Factory	NA	6%
8005	\$	417	Stainless Steel Wheel Insert, set of 4 (2 front & 2 rear) Ford E & GM	Factory	NA	6%
2896	\$	501	Stainless Steel Wheel Insert, set of 4 (2 front & 2 rear) Ford TRANSIT	Factory	NA	6%
8606	\$	137	Valve Stem Extender Inner Dual Rear Wheel, pair	Factory	NA	6%
22041	\$	2,669	Stainless Steel Entry Step Assembly - Includes Sides & Header	Factory	NA	6%
22387	\$	1,850	Stainless Steel Entry Step & Lower Sides Only - Does NOT Include Upper Sides & Header	Factory	NA	6%
22042	\$	971	Galvanized Entry Step Assembly - Includes Sides & Header	Factory	NA	6%
22388	\$	592	Galvanized Steel Entry Step Lower Sides Only - Does NOT Include Upper Sides & Header	Factory	NA	6%
2814	\$	925	INTERMOTIVE GATEWAY Fast Idle Does Not Require Park Brake to be Set	Factory	NA	6%
2637	\$	781	Intermotive "Brake Max" Controller (BMC 501-A) FORD ONLY	Factory	NA	6%

2639	\$ 265	Intermotive "Park Crank Module" (PCOM 501-B) FORD	Factory	NA	6%
2640	\$ 265	Intermotive "Park Crank Module" (PCOM 601) GM GAS	Factory	NA	6%
22045	\$ 281	Metal Locking Door for Fuel Fill	Factory	NA	6%
	\$ -	ENVIRONMENTAL CONTROL	Factory	NA	6%
	\$ -	TA712 TIE-IN 45K TA71 EVAP - SMC2S COND	Factory	NA	6%
10438	\$ 9,859	TA 712 TI FORD GAS	Factory	NA	6%
104381	\$ 9,593	TA 712 TI CHEVY GAS	Factory	NA	6%
	\$ -	TA71R60 TIE-IN 45K TA71 EVAP - R60 ROOF MOUNT COND	Factory	NA	6%
10430	\$ 12,384	TA 71R60 TI FORD GAS	Factory	NA	6%
104301	\$ 12,035	TA 71R60 TI CHEVY GAS	Factory	NA	6%
	\$ -	TA73R60 TIE-IN 55K TA73 EVAP - R60 ROOF MOUNT CONDENSER	Factory	NA	6%
10335	\$ 12,824	TA73R60 TI FORD GAS	Factory	NA	6%
103351	\$ 12,558	TA73R60 TI CHEVY GAS	Factory	NA	6%
	\$ -	TA733 TIE-IN 55K TA73 EVAP - SMC3L COND	Factory	NA	6%
10474	\$ 10,640	TA733 TI FORD GAS	Factory	NA	6%
104741	\$ 10,291	TA733 TI CHEVY GAS	Factory	NA	6%
	\$ -	TIE-IN SYSTEMS REAR IN WALL MOUNT EVAPORATOR	Factory	NA	6%
	\$ -	TA7M452 TIE-IN 45K FM45 EVAP - SMC2S COND	Factory	NA	6%
	\$ -	REAR MOUNTED EVAP	Factory	NA	6%
10475	\$ 10,814	TA FM452 TI FORD GAS	Factory	NA	6%
104751	\$ 10,465	TA FM452 TI CHEVY GAS	Factory	NA	6%
	\$ -	TA7M45R60 TIE-IN 45K FM45 EVAP - R60 ROOF MOUNT COND	Factory	NA	6%
	\$ -	REAR MOUNT ONLY	Factory	NA	6%
10476	\$ 13,256	TA FM45R60 TI FORD GAS	Factory	NA	6%
104761	\$ 12,907	TA FM45R60 TI CHEVY GAS	Factory	NA	6%
	\$ -	TA7M55R60 TIE-IN 55K FM55 EVAP - R60 ROOF MOUNT CONDENSER	Factory	NA	6%
	\$ -	REAR MOUNT EVAP ONLY	Factory	NA	6%
10477	\$ 13,347	TA FM55R60 TI FORD GAS	Factory	NA	6%
104771	\$ 13,082	TA FM55R60 TI CHEVY GAS	Factory	NA	6%
	\$ -	TA7M553 TIE-IN 55K FM55 EVAP - SMC3L COND	Factory	NA	6%
	\$ -	MOUNT EVAP ONLY REAR	Factory	NA	6%
104772	\$ 11,080	TA FM553 TI FORD GAS MINIMUM 158"WB	Factory	NA	6%
104773	\$ 10,814	TA FM553 TI CHEVY GAS MINIMUM 159"WB	Factory	NA	6%
	\$ -	DUAL COMPRESSOR SYSTEMS CEILING MOUNT EVAPORATOR	Factory	NA	6%
	\$ -	TA712 SUPER 60K - TA71 EVAP - SMC2S COND - 10 C.I.D. COMP	Factory	NA	6%
10431	\$ 11,512	TA712 SUPER 10 FORD 7.3 LITRE GAS PREMIUM ENGINE	Factory	NA	6%
104311	\$ 12,998	TA712 SUPER 10 TRANSIT 3.5 LITRE EcoBoost GAS ENGINE	Factory	NA	6%
104312	\$ 13,954	TA712 SUPER 10 CHEVY 6.6 LITRE GAS ENGINE	Factory	NA	6%
	\$ -	TA71R60 SUPER 60K - TA71 EVAP - R60 ROOF MOUNT COND - 10 C.I.D. COMP	Factory	NA	6%
10478	\$ 14,128	TA71R60 SUPER 10 FORD 7.3 LITRE PREMIUM GAS ENGINE	Factory	NA	6%
104781	\$ 15,698	TA71R60 SUPER 10 TRANSIT 3.5 LITRE EcoBoost GAS ENGINE	Factory	NA	6%
104782	\$ 16,570	TA71R60 SUPER 10 CHEVY 6.6 LITRE GAS ENGINE	Factory	NA	6%
	\$ -	TA 733 SUPER 70K - TA73 EVAP - SMC3L COND - 10 C.I.D. COMP	Factory	NA	6%
	\$ -	(SELECT CHASSIS/ENGINE BELOW)	Factory	NA	6%
104313	\$ 12,210	TA733 SUPER 10 FORD 7.3 LITRE PREMIUM GAS ENGINE	Factory	NA	6%
104314	\$ 13,779	TA733 SUPER 10 TRANSIT 3.5 LITRE EcoBoost GAS ENGINE	Factory	NA	6%
104315	\$ 14,652	TA733 SUPER 10 GM 6.6 LITRE GAS ENGINE	Factory	NA	6%
	\$ -	TA73R60 SUPER 70K - TA73 EVAP - R60 RM COND - 10 C.I.D. COMP	Factory	NA	6%
	\$ -	(SELECT CHASSIS/ENGINE BELOW)	Factory	NA	6%
104783	\$ 14,652	TA73R60 SUPER 10 FORD 7.3 LITRE PREMIUM GAS ENGINE	Factory	NA	6%
104784	\$ 16,138	TA73R60 SUPER 10 TRANSIT 3.5 LITRE EcoBoost GAS ENGINE	Factory	NA	6%
104785	\$ 17,010	TA73R60 SUPER 10 GM 6.6 LITRE GAS ENGINE	Factory	NA	6%
	\$ -	TA773 SUPER 80K - TA77 EVAP - SMC3L COND - 13.4 C.I.D. COMP	Factory	NA	6%
	\$ -	NOTE: UPGRADE TO TA774C OR TA77R90 FOR HOT CLIMATES	Factory	NA	6%
	\$ -	(SELECT CHASSIS/ENGINE BELOW)	Factory	NA	6%
10479	\$ 14,826	¹ TA773 SUPER 13 FORD 7.3 LITRE PREMIUM GAS ENGINE	Factory	NA	6%
104791	\$ 17,268	¹ TA773 SUPER 13 GM 6.6 LITRE GAS	Factory	NA	6%
	\$ -	TA774C SUPER 13 80K-TA77 EVAP-SC4 TALL COND-13.4 C.I.D. COMP FOR HOT CLIMATES NOTE: THIS CONDENSER HANGS BELOW SKIRT (SELECT CHASSIS/ENGINE BELOW)	Factory	NA	6%
104792	\$ 16,047	¹ TA774C Super 13 FORD 7.3 LITRE PREMIUM GAS ENGINE	Factory	NA	6%
104793	\$ 18,489	¹ TA774C Super 13 GM 6.6 LITRE GAS ENGINE	Factory	NA	6%
	\$ -	TA77R90 SUPER 13 80K-TA77 EVAP - R90 RM COND - 13.4 C.I.D. COMP	Factory	NA	6%
	\$ -	ROOF MOUNT CONDENSER FOR HOT CLIMATES (SELECT CHASSIS/ENGINE BELOW)	Factory	NA	6%
104794	\$ 19,012	¹ TA77R90 SUPER 13 FORD 7.3 LITRE PREMIUM GAS ENGINE	Factory	NA	6%

104795	\$ 21,454	TA77R90 SUPER 13 GM 6.6 LITRE GAS ENGINE	Factory	NA	6%
	\$ -	TA7723 SUPER 10 110K - TA77 EVAP - SMC3L & SMC2S COND - 10 C.I.D. COMP (SELECT CHASSIS/ENGINE BELOW)	Factory	NA	6%
10480	\$ 17,359	TA7723 Super 110K TA77 (1)SMC2L (1)SMC3L 10 C.I.D. (Ford 7.3L Prem Gas)	Factory	NA	6%
104801	\$ 19,535	TA7723 Super 110K TA77 (1)SMC2L (1)SMC3L 10 C.I.D. (GM610 6.6L Gas)	Factory	NA	6%
	\$ -	TA RT65 Super 15 80K Roof Mount System - 15 C.I.D. Comp (SELECT CHASSIS/ENGINE BELOW)	Factory	NA	6%
10435	\$ 25,034	TA RT65 Super 15 Roof Mount with 15 C.I.D. (Ford 7.3L Prem Gas)	Factory	NA	6%
	\$ -	DUAL COMPRESSOR SYSTEMS REAR IN WALL MOUNT EVAPORATOR	Factory	NA	6%
	\$ -	TAFM452 SUPER 60K - TAFM45 EVAP - SMC2S COND - 10 C.I.D. COMP REAR MOUNT EVAP SELECT REAR MOUNT OPTION BELOW	Factory	NA	6%
104752	\$ 12,475	TAFM452 SUPER 10 FORD 7.3 LITRE PREMIUM GAS ENGINE	Factory	NA	6%
104753	\$ 14,045	TAFM452 SUPER 10 TRANSIT 3.5 LITRE EcoBoost GAS ENGINE	Factory	NA	6%
104754	\$ 14,826	TAFM452 SUPER 10 CHEVY 6.6 LITRE GAS ENGINE	Factory	NA	6%
	\$ -	TAFM45R60 SUPER 60K - TAFM45 EVAP - R60 ROOF MOUNT COND - 10 C.I.D. COMP REAR MOUNT EVAP ONLY	Factory	NA	6%
104755	\$ 15,091	TAFM45R60 SUPER 10 FORD 7.3 LITRE PREMIUM GAS ENGINE	Factory	NA	6%
104756	\$ 16,661	TAFM45R60 SUPER 10 TRANSIT 3.5 LITRE EcoBoost GAS ENGINE	Factory	NA	6%
104757	\$ 17,442	TAFM45R60 SUPER 10 CHEVY 6.6 LITRE GAS ENGINE	Factory	NA	6%
	\$ -	TAFM55 SUPER 70K - TAFM55 REAR MOUNT EVAP - SMC3L COND - 10 C.I.D. COMP	Factory	NA	6%
10481	\$ 12,824	TAFM553 SUPER 10 FORD 7.3 LITRE PREMIUM GAS ENGINE	Factory	NA	6%
104811	\$ 14,303	TAFM553 SUPER 10 TRANSIT 3.5 LITRE EcoBoost GAS ENGINE	Factory	NA	6%
104812	\$ 15,175	TAFM553 SUPER 10 GM 6.6 LITRE GAS ENGINE	Factory	NA	6%
	\$ -	TAFM55R60 SUPER 70K - TAFM55 REAR MOUNT EVAP - R60 RM COND - 10 C.I.D. COMP (SELECT CHASSIS/ENGINE BELOW)	Factory	NA	6%
104813	\$ 15,175	TAFM55R60 SUPER 10 FORD 7.3 LITRE PREMIUM GAS ENGINE	Factory	NA	6%
104814	\$ 16,745	TAFM55R60 SUPER 10 TRANSIT 3.5 LITRE EcoBoost GAS ENGINE	Factory	NA	6%
104815	\$ 17,617	TAFM55R60 SUPER 10 GM 6.6 LITRE GAS ENGINE	Factory	NA	6%
	\$ -	TRANS/AIR WINTER CONDENSER COVERS	Factory	NA	6%
2511	\$ 372	AC Winter Cover Kit (Trans/Air 2 Fan)	Factory	NA	6%
2512	\$ 425	AC Winter Cover Kit (Trans/Air 3 Fan)	Factory	NA	6%
	\$ -	TRANS/AIR HEAT COIL - ADD THE A/C WITH HEAT OPTION BELOW	Factory	NA	6%
2775	\$ 1,767	ADD HEAT TO TA71 EVAPORATOR-Includes Booster Pump & Electric Water Valves	Factory	NA	6%
2776	\$ 1,767	ADD HEAT TO TA73 EVAPORATOR-Includes Booster Pump & Electric Water Valves	Factory	NA	6%
	\$ -	ACC CLIMATE CONTROL A/C SYSTEMS	Factory	NA	6%
	\$ -	R2262T TIE-IN 55K 23022 EVAP - 25062 2 FAN SKIRT COND	Factory	NA	6%
10335	\$ 9,244	R2262T TRANSIT 3.5 LITRE EcoBoost GAS ENGINE	Factory	NA	6%
	\$ -	R2263T TIE-IN 55K 23022 EVAP - 25063 1 FAN SKIRT COND	Factory	NA	6%
103351	\$ 8,896	R2263T FORD 7.3 LITRE PREMIUM GAS ENGINE	Factory	NA	6%
103352	\$ 8,721	R2263T GM	Factory	NA	6%
	\$ -	R2367T TIE-IN 55K 23023 EVAP - 25067 2 FAN ROOF TOP COND	Factory	NA	6%
103353	\$ 10,640	R2367T TRANSIT 3.5 LITRE EcoBoost GAS ENGINE	Factory	NA	6%
	\$ -	R2267T TIE-IN 55K 23023 EVAP - 25067 2 FAN ROOF TOP COND	Factory	NA	6%
103354	\$ 9,859	R2367T FORD 7.3 LITRE PREMIUM GAS ENGINE	Factory	NA	6%
103355	\$ 9,510	R2367T GM	Factory	NA	6%
	\$ -	R2365T TIE-IN 55K 23023 EVAP - 25065 2 FAN SKIRT COND	Factory	NA	6%
103356	\$ 10,117	R2365T FORD	Factory	NA	6%
103357	\$ 9,768	R2365T GM	Factory	NA	6%
	\$ -	TIE-IN SYSTEMS REAR IN WALL MOUNT EVAPORATOR	Factory	NA	6%
	\$ -	RW4463T TIE-IN 55K 23044 EVAP - 25063 SKIRT COND REAR MOUNTED EVAP	Factory	NA	6%
10482	\$ 9,510	RW4463T FORD 7.3 LITRE PREMIUM GAS ENGINE	Factory	NA	6%
104821	\$ 9,244	RW4463T GM	Factory	NA	6%
	\$ -	RW4467T TIE-IN 55K 23044 EVAP - 25067 ROOF MOUNT COND REAR MOUNT EVAP	Factory	NA	6%
104822	\$ 10,291	RW4467T FORD 7.3 LITRE PREMIUM GAS ENGINE	Factory	NA	6%
104823	\$ 10,033	RW4467T GM	Factory	NA	6%
	\$ -	RW4562T TIE-IN 55K 23045 REAR EVAP - 25062 2 FAN SKIRT COND REAR MOUNT EVAP	Factory	NA	6%
104824	\$ 9,942	RW4562T FORD 7.3 LITRE PREMIUM GAS ENGINE	Factory	NA	6%
104825	\$ 9,768	RW4562T GM	Factory	NA	6%
	\$ -	DUAL COMPRESSOR SYSTEMS	Factory	NA	6%
	\$ -	R226216 60K 23022 EVAP - 25062 SKIRT COND TM16 10 C.I.D. COMP (SELECT CHASSIS/ENGINE BELOW)	Factory	NA	6%
10483	\$ 11,861	R226216 FORD 7.3 LITRE PREMIUM GAS ENGINE	Factory	NA	6%
104831	\$ 14,303	R226216 TRANSIT 3.5 LITRE EcoBoost GAS ENGINE	Factory	NA	6%
104832	\$ 14,128	R226216 GM 6.6 LITRE GAS	Factory	NA	6%

	\$ -	R226716 60K 23022 EVAP - 25067 ROOF TOP COND 10 C.I.D. COMP (SELECT CHASSIS/ENGINE BELOW)	Factory	NA	6%
104833	\$ 12,558	R226716 FORD 7.3 LITRE PREMIUM GAS ENGINE	Factory	NA	6%
104834	\$ 14,826	R226716 TRANSIT 3.5 LITRE EcoBoost GAS ENGINE	Factory	NA	6%
104835	\$ 14,128	R226716 GM 6.6 LITRE GAS	Factory	NA	6%
	\$ -	R236516 70K 23023 EVAP - 25065 2FAN SKIRT COND 10 C.I.D. COMP (SELECT CHASSIS/ENGINE BELOW)	Factory	NA	6%
104836	\$ 12,649	R236516 FORD 7.3 LITRE PREMIUM GAS ENGINE	Factory	NA	6%
104837	\$ 15,091	R236516 TRANSIT 3.5 LITRE EcoBoost GAS ENGINE	Factory	NA	6%
104838	\$ 15,000	R236516 GM 6.6 LITRE GAS	Factory	NA	6%
	\$ -	R236716 70K 23023 EVAP - 25067 ROOF MOUNT COND 10 C.I.D. COMP (SELECT CHASSIS/ENGINE BELOW)	Factory	NA	6%
104839	\$ 13,256	R236716 FORD 7.3 LITRE PREMIUM GAS ENGINE	Factory	NA	6%
1048310	\$ 15,524	R236716 TRANSIT 3.5 LITRE EcoBoost GAS ENGINE	Factory	NA	6%
1048311	\$ 14,826	R236716 GM 6.6 LITRE GAS	Factory	NA	6%
	\$ -	R366021 90K 23036 - 25060 2 FAN COND 13.4 C.I.D. COMP (SELECT CHASSIS/ENGINE AND COMP BELOW) NOTE FOR HOT CLIMATES: UPGRADE TO R3660T21	Factory	NA	6%
10432	\$ 15,524	R366021 80K 13.4 C.I.D FORD 7.3 LITRE PREMIUM GAS ENGINE	Factory	NA	6%
	\$ -	R476021 90K - 23047 EVAP - 25060 2 FAN COND 13.4 C.I.D COMP (SELECT CHASSIS/ENGINE BELOW)	Factory	NA	6%
104321	\$ 13,256	R476021 13.4 C.I.D FORD 7.3 LITRE PREMIUM GAS ENGINE	Factory	NA	6%
104322	\$ 15,615	R476021 13.4 C.I.D GM 6.6 LITRE GAS	Factory	NA	6%
	\$ -	R365521 90K - 23036 EVAP - 25055 ROOF TOP COND - 13.4 C.I.D. COMP (SELECT CHASSIS/ENGINE AND COMP BELOW)	Factory	NA	6%
104323	\$ 16,836	¹ R365521 13.4 C.I.D FORD 7.3 LITRE PREMIUM GAS ENGINE	Factory	NA	6%
104324	\$ 17,617	⁰ R365521 13.4 C.I.D GM 6.6 LITRE GAS	Factory	NA	6%
	\$ -	ACC MINISPHERE 80K Roof Mount System - 10 C.I.D. Comp (SELECT CHASSIS/ENGINE BELOW)	Factory	NA	6%
10485	\$ 18,929	ACC MINISPHERE Roof System with 10 C.I.D. (TRANSIT 3.5 LITRE EcoBoost GAS)	Factory	NA	6%
	\$ -	ACC TC80 90K Roof Mount System - 13.4 C.I.D. Comp (SELECT CHASSIS/ENGINE BELOW)	Factory	NA	6%
10484	\$ 19,361	ACC TC80 Roof Mount System with 13.4 C.I.D. (Ford 7.3 LITRE PREMIUM GAS ENGINE)	Factory	NA	6%
104841	\$ 19,975	ACC TC80 Roof Mount System with 13.4 C.I.D. (GM 6.6L Gas)	Factory	NA	6%
	\$ -	DUAL COMPRESSOR SYSTEMS REAR IN WALL MOUNT	Factory	NA	6%
	\$ -	RW446216 60K 23044 EVAP - 25062 SKIRT COND 10 C.I.D. COMP REAR MOUNT EVAP	Factory	NA	6%
10486	\$ 12,475	RW446216 FORD 7.3 LITRE PREMIUM GAS ENGINE	Factory	NA	6%
104861	\$ 14,826	RW446216 TRANSIT 3.5 LITRE EcoBoost GAS ENGINE	Factory	NA	6%
104862	\$ 12,384	RW446216 GM 6.6 LITRE GAS	Factory	NA	6%
	\$ -	RW446716 60K 23044 EVAP - 25067 ROOF TOP COND 10 C.I.D. COMP REAR MOUNT EVAP ONLY WITH ROOF COND	Factory	NA	6%
104863	\$ 13,256	RW446716 FORD 7.3 LITRE PREMIUM GAS ENGINE	Factory	NA	6%
104864	\$ 15,440	RW446716 TRANSIT 3.5 LITRE EcoBoost GAS ENGINE	Factory	NA	6%
104865	\$ 14,477	RW446716 GM 6.6 LITRE GAS	Factory	NA	6%
	\$ -	RW456516 70K 23045 REAR MOUNT EVAP - 25065 SKIRT COND - 10 C.I.D. COMP (SELECT CHASSIS/ENGINE BELOW)	Factory	NA	6%
104866	\$ 12,907	RW456516 FORD 7.3 LITRE PREMIUM GAS ENGINE	Factory	NA	6%
104867	\$ 15,266	RW456516 TRANSIT 3.5 LITRE EcoBoost GAS ENGINE	Factory	NA	6%
104868	\$ 14,477	RW456516 GM 6.6 LITRE GAS	Factory	NA	6%
	\$ -	RW456716 70K - 23045 REAR EVAP -25067 ROOF COND 10 C.I.D. COMP (SELECT CHASSIS/ENGINE BELOW)	Factory	NA	6%
104869	\$ 13,431	RW456716 FORD 7.3 LITRE PREMIUM GAS ENGINE	Factory	NA	6%
1048610	\$ 15,698	RW456716 TRANSIT 3.5 LITRE EcoBoost GAS ENGINE	Factory	NA	6%
1048611	\$ 14,826	RW456716 GM 6.6 LITRE GAS	Factory	NA	6%
	\$ -	ACC WINTER CONDENSER COVERS	Factory	NA	6%
2313	\$ 379	AC Winter Cover Kit 25065 OR 25060 COND 27058913A	Factory	NA	6%
2314	\$ 372	AC Winter Cover Kit 25062 COND 27059076A	Factory	NA	6%
	\$ -	ACC HEAT COIL - ADD THE A/C WITH HEAT OPTION BELOW	Factory	NA	6%
2782	\$ 1,767	Add Heat to ACC Evaporator Includes Booster Pump & Electric Water Valves	Factory	NA	6%
	\$ -	HEATERS	Factory	NA	6%
8044	\$ 698	Hot Water Heater, 35K BTU 3 Speed Low Profile	Factory	NA	6%
2627	\$ 796	Rear Hot Water Heater, 45K BTU 3 Speed Low Profile	Factory	NA	6%
8045	\$ 849	Hot Water Heater, 65K BTU Floor Mounted 3 Speed Low Profile OK Side Sliders	Factory	NA	6%
20084	\$ 895	Hot Water Heater, 65K BTU-Mounted to Seat Frame (NOT AVAILABLE ON TRANSIT CHASSIS)	Factory	NA	6%
8607	\$ 895	"Tower" Hot Water Heater, 60K BTU	Factory	NA	6%

99	\$ 910	"Tower" Hot Water Heater, 65K BTU	Factory	NA	6%
20086	\$ 796	Wall Mount Hot Water Heater, 32K BTU	Factory	NA	6%
	\$ -	MISCELLANEOUS	Factory	NA	6%
20088	\$ 523	Heater Booster Pump - does not include electric valves	Factory	NA	6%
20089	\$ 258	Electric Water Shut Off Valves For Rear Floor Heater	Factory	NA	6%
8789	\$ 258	Perimeter Seating Heater Kit: Adapts Heater for Kick Panel Applications	Factory	NA	6%
20090	\$ 341	Silicone Heater Hose (for rear unit) w/full ring clamps	Factory	NA	6%
8788	\$ 258	Insulate Heater Hoses	Factory	NA	6%
20092	\$ 197	Defroster Fan - Mount Location:	Factory	NA	6%
	\$ -	ELECTRICAL	Factory	NA	6%
22079	\$ 137	Door Ajar Buzzer on Rear Door	Factory	NA	6%
22080	\$ 137	Door Ajar Buzzer on Wheelchair Door	Factory	NA	6%
22081	\$ 190	Door Ajar Warning on Entry Door - Buzzer and Light in Driver Area	Factory	NA	6%
22082	\$ 212	Door Ajar Warning on Wheelchair Door - Buzzer and Light in Driver Area	Factory	NA	6%
22083	\$ 212	Door Ajar Warning on Rear Door - Buzzer and Light in Driver Area	Factory	NA	6%
8679	\$ 53	Window Ajar Alarm Buzzer on Egress Window, each	Factory	NA	6%
2296	\$ 364	Window Ajar Alarm Buzzer on all Egress Windows & Light in Driver Area	Factory	NA	6%
2178	\$ 152	Rear Door Starter Interrupt	Factory	NA	6%
2029	\$ 569	Battery Box and Tray	Factory	NA	6%
2826	\$ 1,661	Galvanized In Step Battery Box w/Interior Paint & Hold Downs (Allstar)	Factory	NA	6%
2889	\$ 1,843	Fiberglass Battery Box & Stainless Steel Tray (Allstar Only)	Factory	NA	6%
2208	\$ 1,335	8D Battery and Battery Box with Slide-out Tray	Factory	NA	6%
2527	\$ 1,812	Stainless Steel Battery Box & Tray	Factory	NA	6%
2527	\$ 1,812	Stainless Steel Battery Box & Tray	Factory	NA	6%
2784	\$ 1,274	Stainless Batt. Tray w/Std Batt.Box	Factory	NA	6%
2784	\$ 1,274	Stainless Batt. Tray w/Std Batt.Box	Factory	NA	6%
2869	\$ 440	Stainless Steel Battery Tray Slides ILO Zinc Plated Slides - Extra Charge	Factory	NA	6%
2035-7	\$ 303	Locate GM OEM Frame Rail Mounted Battery to Tray or In Step Box Requires Tray or In Step Option	Factory	NA	6%
2214	\$ 212	Locate (2) Batteries to Tray or In Step Box FORD - Requires Tray or In Step Option	Factory	NA	6%
2870	\$ 1,145	Locate (2) Batteries to Tray or In Step Box CHEVY - Requires Tray or In Step Option	Factory	NA	6%
2382	\$ 114	Voltmeter installed in Overhead	Factory	NA	6%
8790	\$ 212	Rotary Disconnect Switch	Factory	NA	6%
22093	\$ 523	Circuit Breakers in lieu of Fuses	Factory	NA	6%
2316	\$ 243	Light in Engine Area	Factory	NA	6%
2298	\$ 1,016	Stop Request, Pull Cord, Chime, Sign	Factory	NA	6%
2785	\$ 1,145	ADA Stop Request, Pull Cord, Dual Auditory Tones, Dual Face Sign w/LED for ADA Request	Factory	NA	6%
2786	\$ 137	Touch Tape at WC area for ADA Stop Request - Activates 2nd Auditory Tone (Ea.)	Factory	NA	6%
22097	\$ 212	Hourmeter	Factory	NA	6%
22098	\$ 167	Heated Entry Step, Electric	Factory	NA	6%
22099	\$ 190	Digital Clock, 12 volt, in driver overhead	Factory	NA	6%
2651	\$ 53	Additional 12V Power Outlet (Mounted in Driver Side B Pillar)	Factory	NA	6%
22101	\$ 106	Laminated Wiring Schematic ***AS BUILT*** ON ELECTRICAL PANEL DOOR	Factory	NA	6%
STD	\$ -	Wiring Diagram "AS BUILT" ON USB Flash Drive	Factory	NA	6%
	\$ -	DESTINATION SIGNS/I.D. SIGN/FRONT VIEW WINDOW	Factory	NA	6%
20115	\$ 523	Front Illuminated ID Sign (no lettering)	Factory	NA	6%
2180	\$ 3,215	Front Multiple Destination Sign (Transign) Up to 15 positions	Factory	NA	6%
20118	\$ 3,215	Side Multiple Destination Sign (Transign) Up to 15 positions	Factory	NA	6%
2283	\$ 53	Mult Dest Sign Switch in Dash-Peep Hole in Dest Sign Door	Factory	NA	6%
20116	\$ 569	Front View Window in Cab Overhead	Factory	NA	6%
2871	\$ 925	Install Front Destination Sign Window and Overhead Access Door for Customer Installed Sign	Factory	NA	6%
2872	\$ 523	Install Side Destination Sign Window w/Structure for Customer Installed Sign	Factory	NA	6%
20120	\$ 12,248	Luminator Horizon SMT Front Sign 16x120(6"x45") With ODK 4 Controller	Factory	NA	6%
20121	\$ 4,232	Luminator Horizon SMT Side Sign 8x80 (2.8"x30") Requires front sign #2787	Factory	NA	6%
20125	\$ 1,335	LUMINATOR PROGRAMMING SOFTWARE (IPS)	Factory	NA	6%
20122	\$ 6,090	Transign LD12112 Front LED Sign 12x112 Display w/OCU	Factory	NA	6%
20123	\$ 3,481	Transign LD1280 Side LED Sign 12x80 Display-Requires Front Sign	Factory	NA	6%
99	\$ 6,734	Hanover DD054 Front LED Sign 15x112 Display w/OCU	Factory	NA	6%
99	\$ 3,807	Hanover DD139 Side LED Sign 15x96 Display-Requires Front Sign	Factory	NA	6%
	\$ -	FAREBOXES	Factory	NA	6%
20126	\$ 3,488	Diamond NV Rectangular Farebox w/2 Vaults	Factory	NA	6%
20127	\$ 4,186	Diamond SV Rectangular Farebox w/2 Vaults	Factory	NA	6%
20128	\$ 5,384	Diamond D Round Farebox w/1 Vault (Long Lead Time Item - 14 to 16 Weeks)	Factory	NA	6%
20129	\$ 1,812	Additional Vault for Diamond D Round Farebox	Factory	NA	6%
	\$ -	EXTERIOR LIGHTS	Factory	NA	6%
STD	\$ -	Surface Mount LED Entry Door Exterior Light - STD Choose Optional Below or Special builds	Factory	NA	6%

20130	\$ 76	4" Round Flush Mount LED Entry Door Exterior Light	Factory	NA	6%
20131	\$ 68	LED Light at Driver Stepwell	Factory	NA	6%
20132	\$ 129	Armoured Marker Lights	Factory	NA	6%
20133	\$ 349	2 LED 7" Lts-Rear Flash	Factory	NA	6%
99	\$ 349	2 LED 7" Lts-Rear Flash	Factory	NA	6%
2867	\$ 349	2 LED 4" Lts-Rear Flash	Factory	NA	6%
99	\$ 349	2 LED 4" Lts-Rear Flash	Factory	NA	6%
2855	\$ 349	(2) LED 7" Round Red Lights on Rear, work with brake lights	Factory	NA	6%
20134	\$ 349	2 LED Amber 7" Lights on Front Flash When	Factory	NA	6%
20135	\$ 152	Turn Signals Flash With Open Door	Factory	NA	6%
20136	\$ 129	LED Rear Center Mount Brake Light, Rectangular	Factory	NA	6%
20137	\$ 167	LED Rear Center Mount Brake Light Long & Narrow	Factory	NA	6%
20138	\$ 281	LED Mid-Ship Turn / Marker Lights	Factory	NA	6%
20139	\$ 205	Independent RED Brake & AMBER Turn Signal Lights	Factory	NA	6%
20140	\$ 265	Strobe Light, Roof Mounted COLOR:	Factory	NA	6%
20140	\$ 265	Strobe Light, Roof Mounted COLOR:	Factory	NA	6%
	\$ -	INTERIOR LIGHTS	Factory	NA	6%
8812	\$ 76	LED Dual Reading Lights (Each) In Overhead Luggage Requires 2020 or 2284	Factory	NA	6%
8680	\$ 76	LED Dual Reading Lights (Each) In Radius Transition Panel N/A Overhead Luggage	Factory	NA	6%
8041	\$ 68	Additional Interior LED Dome Lamp - Each	Factory	NA	6%
8810	\$ 76	Door Activated Interior Lights	Factory	NA	6%
8811	\$ 129	LED Overhead Interior 16" Strip Lights-Each Optronics ILL-71-CB	Factory	NA	6%
	\$ -	AUDIO / VISUAL	Factory	NA	6%
8287	\$ 667	Deluxe AM/FM/CD With Clock & 4 Speakers PA Ready	Factory	NA	6%
		Jensen JHD36AB AM/FM/CD/Clock Blue Tooth/USB Enabled / 4 SPEAKERS PA Ready			
8830	\$ 925		Factory	NA	6%
8831	\$ 68	Bluetooth Microphone for JHD36AB Radio (phone calls, etc.) W/visor Clip	Factory	NA	6%
		AM/FM/DVD Touch Screen 4 Speakers W/Nav, USB & SD Card, Backup Camera, PA Ready			
8813	\$ 2,776		Factory	NA	6%
8139	\$ 319	Hand Held Mic & Clip Added to PA Ready Radio	Factory	NA	6%
99	\$ 319	JPA600 PA System w/ Hand Held Mic & Clip Integrated with OEM Radio	Factory	NA	6%
		JPA 600 PA System with Hand Held Mic & Clip W/ 2 Speakers (Independent of Radio)			
8388	\$ 523		Factory	NA	6%
20153	\$ 3,473	A/V Option #1 15" Center Mount FLIPDOWN LCD MONITOR W/DVD PLAYER	Factory	NA	6%
20154	\$ 3,693	Add 2nd 15" Flipdown MONITOR to Option #1**Requires #2528	Factory	NA	6%
20155	\$ 3,693	Add (2) 10.2" LCD Monitors to Option #1**Requires #2528	Factory	NA	6%
20156	\$ 1,547	10.2" Monitor (additional, each) **NOTE LOCATION ON FLOORPLAN	Factory	NA	6%
20157	\$ 46	Additional Speaker(s), Each	Factory	NA	6%
8822	\$ 258	4 Speakers with Wire to Chassis OEM Radio (if supplied)	Factory	NA	6%
20160	\$ 152	Ground Plane for 2-Way Radio, Pull Cord, Conduit Terminates B Pillar Floor	Factory	NA	6%
20161	\$ 114	On/Off Switch for Passenger Area Speakers	Factory	NA	6%
20162	\$ 167	External Speaker with ON/OFF Switch (each)	Factory	NA	6%
	\$ -	DOORS / HATCH / WINDOWS	Factory	NA	6%
2241	\$ 925	Passenger Door 42" ROUGH OPENING (OPTIONAL)	Factory	NA	6%
2876	\$ 319	Passenger Door - 31.5" REQUIRED on Front Lift 138" & 139" WB Models	Factory	NA	6%
8133	\$ 144	Exterior Passenger Entrance Door Key	Factory	NA	6%
8320	\$ 30	Extra Key for Electric Entry Door (requires opt 8133)	Factory	NA	6%
8795	\$ 212	A&M KEYPAD ENTRY DOOR EXTERIOR ACCESS	Factory	NA	6%
8796	\$ 463	A&M WIRELESS REMOTE KEY FOB ENTRY DOOR CONTROL (1 FOB)	Factory	NA	6%
8797	\$ 152	ADDITIONAL A&M WIRELESS REMOTE KEY FOB	Factory	NA	6%
8126	\$ 576	Rear Door, No Window - Standard Left Hand Hinge	Factory	NA	6%
8126	\$ 576	Rear Door, No Window - Optional Right Hand Hinge	Factory	NA	6%
8016	\$ 720	Rear Door, (1) Window - Standard Left Hand Hinge	Factory	NA	6%
8016	\$ 720	Rear Door, (1) Window - Optional Right Hand Hinge	Factory	NA	6%
8682	\$ 144	Additional Window for Rear Door	Factory	NA	6%
20175	\$ 265	Twin Windows Either Side of Rear Door	Factory	NA	6%
20176	\$ 30	Rear Door Slide Lock	Factory	NA	6%
20177	\$ 30	Extra Key for Rear Door or Wheelchair Door	Factory	NA	6%
1052	\$ 546	ROOF HATCH SAFE FLEET - ADVANTAGE H1976-004-001 W/ EXTERIOR HANDLE	Factory	NA	6%
20179	\$ 720	Roof Hatch - Transpec 1070 Series Dual Purpose Safety Vent II	Factory	NA	6%
20180	\$ 720	Roof Hatch - Transpec 1170 Series Triple Value Safety Vent II w/Static Vent	Factory	NA	6%
20181	\$ 1,024	Roof Hatch - Transpec 1670 Series Power Safety Vent II w/Static Vent & Power Exhaust Fan	Factory	NA	6%
8767	\$ 68	ADD BUZZER TO ROOF HATCH ORDERED	Factory	NA	6%
20185	\$ 76	ADD OUTSIDE RELEASE TO 10, 11, 16 SERIES HATCHES ABOVE	Factory	NA	6%
20186	\$ 417	Upgrade to Bonded Window (each) - N/A Side Sign	Factory	NA	6%
20187	\$ 106	Solid Window(s) EACH Replace T-Slide(s) Enter Specific Instructions in Row Below	Factory	NA	6%
20188	\$ 99	Extra Egress Window(s)	Factory	NA	6%
	\$ -	INTERIOR	Factory	NA	6%

8769	\$ 30	Driver Coat Hook	Factory	NA	6%
20190	\$ 23	Interior Handles on Wheelchair Door & Rear Door-Red	Factory	NA	6%
	\$ -	LUGGAGE RACK / STORAGE	Factory	NA	6%
20191	\$ 212	Driver Storage in Cab Overhead	Factory	NA	6%
20192	\$ 243	Driver Storage in Cab Overhead with Lock	Factory	NA	6%
8020	\$ 1,130	Overhead Luggage Rack - Both Sides	Factory	NA	6%
8814	\$ 23	Install Netting on Twin Overhead Luggage Racks- Enter Bus Length in the Qty Column	Factory	NA	6%
8815	\$ 569	Overhead Luggage Rack - Street Side Only	Factory	NA	6%
8815	\$ 569	Overhead Luggage Rack - Curbside Only	Factory	NA	6%
8816	\$ 15	Install Netting on Single Overhead Luggage Racks- Enter Bus Length in the Qty Column	Factory	NA	6%
8817	\$ 622	Cover Overhead Racks w/matching Seat Fabric (up to Level 5) PER SIDE	Factory	NA	6%
20198	\$ 1,464	30" Interior Luggage Rack, 2 Shelves	Factory	NA	6%
20199	\$ 1,532	36" Interior Luggage Rack, 2 Shelves	Factory	NA	6%
20200	\$ 1,593	48" Interior Luggage Rack, 2 Shelves	Factory	NA	6%
20201	\$ 1,706	60" Interior Luggage Rack, 2 Shelves	Factory	NA	6%
20202	\$ 1,775	72" Interior Luggage Rack, 2 Shelves	Factory	NA	6%
20203	\$ 1,562	Rear Luggage Area w/Rear Door,Felt Liner, Escape Hatch,Light,Rubber Floor	Factory	NA	6%
20204	\$ 91	Shelf in Rear Luggage (each) - SPECIFY LOCATION BELOW	Factory	NA	6%
20205	\$ 1,092	Rear Cargo Net, Includes Roof Hatch	Factory	NA	6%
	\$ -	PARATRANSIT OPTIONS	Factory	NA	6%
20206	\$ 2,212	Double W/C Doors w/ Windows, LED Interior Light, Leaf Spring, LED Exterior Lighting	Factory	NA	6%
20207	\$ 2,805	2" Wider Double W/ C Doors w/ Windows, LED Interior Lights, Leaf Spring, LED Exterior Lighting	Factory	NA	6%
20208	\$ 2,097	Single W/C Door w/Window,LED Interior Lights, Leaf Spring, LED Exterior Lighting	Factory	NA	6%
20211	\$ 62	INSTALL T-Latch W.C. Door Hold Open Each - Note: Deletes Gas Shocks	Factory	NA	6%
	\$ -	BRAUN LIFTS	Factory	NA	6%
8744	\$ 12,378	Braun Century NCL917-2 800# Lift (33"x51")	Factory	NA	6%
8766	\$ 13,024	Braun Vista NVL917 800# Lift (31.5" x 50")	Factory	NA	6%
8742	\$ 13,024	Braun Millenium NL917-2 800# (33"x51")	Factory	NA	6%
20225	\$ 12,378	Braun Century NCL919-2 800# Lift (34"x51") *N/A FRONT LIFT 138/139"WB	Factory	NA	6%
20226	\$ 13,024	Braun Millenium NL919-2 800# Lift (34"x51") *N/A FRONT LIFT 138/139"WB	Factory	NA	6%
20228	\$ 15,120	Braun Millenium NL9173751 800# (37"x51") N/A 138"WB - Requires 2" Wider Doors. NOT AVAILABLE on 138" or 139" Front Lift Models	Factory	NA	6%
20227	\$ 12,378	Braun Century NCL9173454-2 800# (34"x54") *N/A FRONT LIFT 138/139"WB	Factory	NA	6%
20229	\$ 13,855	Braun Century NCL1000 3451HB-2 1000# (34"x51")*N/A FRONT LIFT 138/139"WB	Factory	NA	6%
20230	\$ 13,855	Braun Century NCL 1000 3454HB-2 1000# (34"x54") *N/A FRONT LIFT 138/139"WB	Factory	NA	6%
8800	\$ 761	Vinyl Cover for Wheelchair Lift - Braun	Factory	NA	6%
8801	\$ 177	Seat Belt on Braun Lift - Installed	Factory	NA	6%
	\$ -	LIFT FAST IDLE WITH 403 INTERLOCK	Factory	NA	6%
99	\$ 1,079	Intermotive Gateway 508-F Ford E or 517-F Transit Fast Idle with Lift Interlock	Factory	NA	6%
2531	\$ 1,442	INTERMOTIVE Gateway 605-F Fast Idle with Lift Interlock GM Gas	Factory	NA	6%
	\$ -	SureLok W.C. Securement Kits, Accessories	Factory	NA	6%
8685	\$ 1,522	FF627S-4C Retract,S Hook ,FE200727HA Combo Lap/Shldr, L Track	Factory	NA	6%
8686	\$ 2,017	FF661S-4C-SNC Retract SlideNClick,S Hook, FE200727HA Combo Lap/Shldr	Factory	NA	6%
8613	\$ 1,575	AL712S-4C Titan Auto Tension S Hook, HA Shldr Belt	Factory	NA	6%
8824	\$ 2,203	AL812S-4C Titan (4)AL800855S Tie Down LTrack & AL700727HA Sldr/Lap Belt	Factory	NA	6%
8825	\$ 2,530	AL860S-4C SNC (4)AL800944S SNC Tie Down SlideNClick & AL700727HA Sldr/Lap Belt	Factory	NA	6%
20239	\$ 53	FE200750-16 16" Quick Strap (each)	Factory	NA	6%
8177	\$ 53	Sure-Lok Belt Cutter (ship loose)	Factory	NA	6%
8099	\$ 124	Sure-Lok Belt Storage Pouch	Factory	NA	6%
	\$ -	Q Straint W.C. Securement Kits, Accessories	Factory	NA	6%
20242	\$ 115	Q8-6500-L Upper Shoulder Harness Mount Fixed Point to L Track Adaptor	Factory	NA	6%
8688	\$ 1,256	Q-8201-L Std Retrctr Tie Down,Q8-6326-A1 Combo Lap/Shldr,L Trk	Factory	NA	6%
8003	\$ 1,442	Q-8101-L DeLuxe Retrctr Tie Down,Q8-6326-A1 Combo Lap/Shldr,L Trk	Factory	NA	6%
8689	\$ 1,522	Q-8301-L Max Retrctr Tie Down,Q8-6326-A1 Comb Lap/Shldr,L Trk	Factory	NA	6%
20246	\$ 2,017	Q-8301-SC Max Retrctr tie down,Q8-6326-A1 Comb Lap/Shldr,SldNClk	Factory	NA	6%
20247	\$ 1,663	Q8100-A1T-L Deluxe Retrctr Tie Down L Track Upper - Seat Track Lower Shldr Belt Mnt	Factory	NA	6%
8826	\$ 2,203	Q10007 - 4 QRT 360 Retractor Tie Down L track & Q8-6326-A1 Comb-Lap/Shldr	Factory	NA	6%
8827	\$ 2,530	Q10008 - 4 QRT 360 Retractor Tie Down Sld N Click & Q8-6326-A1 Comb-Lap/Shldr	Factory	NA	6%
99	\$ 2,530	Q10029 - 4 QRT 360 Retractor Tie Down Sld N Click & Q5-6415-RET-L L-Track Mounted Retractable Shoulder Belt W/ Q8-6325 Lap Belt	Factory	NA	6%
99	\$ 2,203	Q10032 - 4 QRT 360 Retractor Tie Down L-Track & Q5-6415-RET-L L-Track Mounted Retractable Shoulder Belt W/ Q8-6325 Lap Belt	Factory	NA	6%
99	\$ 2,530	Q10009 - 4 QRT 360 Retractor Tie Down Sld N Click w/ L- Track Ceiling Mounted Q5-6410- TBL27 Shoulder Belt & Q8-6325 Lap Belt	Factory	NA	6%

99	\$	2,203	Q10010 - 4 QRT 360 Retractor Tie Down L-Track w/ L- Track Ceiling Mounted Q5-6410- TBL27 Shoulder Belt & Q8-6325 Lap Belt	Factory	NA	6%
20250	\$	35	Q5-7580-4 18" Blue Webbing Loop (each)	Factory	NA	6%
20251	\$	150	Q5-6327 84" Postural Belt with Padding - Black Webbing	Factory	NA	6%
8102	\$	133	Q Straint Belt Storage Pouch	Factory	NA	6%
8179	\$	53	Q-Straint Belt Cutter (ship loose)	Factory	NA	6%
	\$	-	Miscellaneous Accessories	Factory	NA	6%
20254	\$	38	L Track for Wheelchair Tiedown (per foot)	Factory	NA	6%
8104	\$	23	Priority Seating Sign **Required for ADA Compliance**	Factory	NA	6%
8105	\$	23	Wheelchair Decal (International Symbol of Accessibility) Each	Factory	NA	6%
20257	\$	76	Tool Box Wheelchair Belt Storage	Factory	NA	6%
	\$	-	SAFETY OPTIONS	Factory	NA	6%
8089	\$	114	5 Lb Fire Extinguisher	Factory	NA	6%
8616	\$	258	10 Lb Fire Extinguisher w/Bracket	Factory	NA	6%
20260	\$	7,349	Dual Spectrum Fire Suppression 25#, Thermal Spot Detectors, No fuel tank area	Factory	NA	6%
20261	\$	5,506	Amerex Fire Suppresion #17325 - 13# 2 Nozzle System	Factory	NA	6%
8090	\$	99	16 Unit First Aid Kit	Factory	NA	6%
20263	\$	114	25 Unit First Aid Kit	Factory	NA	6%
20264	\$	91	Body Fluid Kit	Factory	NA	6%
8091	\$	106	Emergency Triangle Kit	Factory	NA	6%
20266	\$	167	Fire Blanket	Factory	NA	6%
20267	\$	106	Back-Up Alarm SAE Type C 97 db(A)	Factory	NA	6%
2880	\$	152	Back-Up Alarm SAE Type B 107 db(A) Ecco 575	Factory	NA	6%
20268	\$	1,191	Echovision Ultrasonic Backup System	Factory	NA	6%
20269	\$	766	Rosco Backup Warning System BSSK-1001 Surface Mount	Factory	NA	6%
20272	\$	1,797	ASA Back-Up Camera & Monitor	Factory	NA	6%
20270	\$	804	Rosco STSK7465 Backup Camera, Microphone, 7" LCD Monitor w/speakers	Factory	NA	6%
20271	\$	1,145	Rosco "Smart Vision" Backup Camera STSK4530 Includes 4.3" Display in Driver Rear View Mirror (Replaces OEM Mirror). Can accept 2 Inputs	Factory	NA	6%
20273	\$	1,729	Hindsight 20/20 Rear Sonar Backup System	Factory	NA	6%
20274	\$	834	Rosco Backup Warning System BSSK-1001 Flush Mount in Steel Bumper	Factory	NA	6%
20275	\$	1,145	HawkEye Reverse Assist System (RAS) Installed in Steel Bumper	Factory	NA	6%
20276	\$	83	Interior Convex Mirror 6"x9"	Factory	NA	6%
20277	\$	83	Interior Flat Mirror, 6" x 16" (N/A ON DUAL DOOR CHASSIS)	Factory	NA	6%
20278	\$	76	Wide Angle Lens 11"x14", Fresnel	Factory	NA	6%
20279	\$	228	Crossover Mirror, Front, Curbside (NOT AVAILABLE ON FORD TRANSIT)	Factory	NA	6%
20280	\$	228	Crossover Mirror, Front, Roadside (NOT AVAILABLE ON FORD TRANSIT)	Factory	NA	6%
8155	\$	106	Red Light Over Emergency Exit Ea: ON:	Factory	NA	6%
20282	\$	30	"NO SMOKING" Sign	Factory	NA	6%
20283	\$	30	"NO EATING" Sign	Factory	NA	6%
8154	\$	30	White "Standee" Line	Factory	NA	6%
8802	\$	46	Yellow "Standee" Line	Factory	NA	6%
20286	\$	30	Decal "Please Fasten your Seat Belt"	Factory	NA	6%
20287	\$	30	Decal - Please Stand Behind White/Yellow Line When Vehicle is in Motion	Factory	NA	6%
20288	\$	30	Decal "Please Watch Your Step"	Factory	NA	6%
20289	\$	30	Decal Vehicle Height Sticker	Factory	NA	6%
20290	\$	30	Fire Extinguisher Decal	Factory	NA	6%
20291	\$	30	Emergency Exit Decal BLACK LOCATION:	Factory	NA	6%
20292	\$	30	Emergency Exit Decal RED LOCATION:	Factory	NA	6%
20293	\$	30	Door Handle Operation Arrow Decal - Black, Exterior Installed on Rear Door	Factory	NA	6%
20293	\$	30	Door Handle Operation Arrow Decal - Black, Exterior Installed on W/C Door	Factory	NA	6%
20294	\$	30	Door Handle Operation Arrow Decal - Red, Interior Installed on Rear Door	Factory	NA	6%
	\$	-	GRAB RAIL / STANCHION / PANELS	Factory	NA	6%
2050	\$	197	Ceiling Grab Rail - Install on Street Side	Factory	NA	6%
2050	\$	197	Ceiling Grab Rail - Install on Curbside	Factory	NA	6%
99	\$	387	Ceiling Grab Rail - Install on Both Sides	Factory	NA	6%
20297	\$	197	Yellow Powder Coat Ceiling Grab Rail (each)	Factory	NA	6%
STD	\$	-	Left Hand Entry Vertical Grab Rail - 1 1/4"	Factory	NA	6%
8049	\$	129	Right Hand Entry Vertical Grab Rail - 1 1/4"	Factory	NA	6%
8130	\$	197	1 1/4" Dual Entry Grab Rails Parallel to Entrance Steps (both sides)	Factory	NA	6%
20299	\$	129	Yellow Powder Coat Entry Grab Rails Each - Enter Total Quantity Needed	Factory	NA	6%
20300	\$	83	Grab Rail, Horizontal, under window next to wheelchair	Factory	NA	6%
20301	\$	265	Stanchion and Modesty Panel Behind Driver	Factory	NA	6%
20302	\$	167	Yellow Powder Coat Stanchion/Panel Assemblies Each Enter Total Quantity	Factory	NA	6%
20303	\$	265	Add Stanchion and Modesty Panel	Factory	NA	6%
20304	\$	91	Padding on Stanchion - Gray - Per 40" Max Length Each (note location(s) below)	Factory	NA	6%
20305	\$	91	Padding on Stanchion - Yellow - Per 40" Max Length Each (note location(s) below)	Factory	NA	6%
20306	\$	265	Modesty Panel at Wheelchair Lift (extend from floor to ceiling)	Factory	NA	6%

8146	\$ 197	Add Tinted Plexiglass Upper Panel	Factory	NA	6%
	\$ -	SEATING - DRIVER	Factory	NA	6%
2064	\$ 1,312	SHIELD FC Recliner(GM&Ford), RH Arm, 4 Position Lumbar, Mesh Pocket	Factory	NA	6%
99	\$ 2,707	SHIELD Sport 2.0 Recliner RH Adjustable LeMans Arm, 2 Way Adjustable Lumbar	Factory	NA	6%
2631	\$ 4,300	Recaro LXS Driver Seat - *** LONG LEAD TIME ITEM 10+ WEEKS ****	Factory	NA	6%
2167	\$ 4,300	USSC G2 ELP Adjustable Head Rest,Lumbar,Armrest, Black Cloth Insert, Vinyl Sides	Factory	NA	6%
2205	\$ 1,024	Adnik 6 Way Driver Seat Power Base	Factory	NA	6%
2866	\$ 106	INSTALL VINYL SKIRT ON POWER SEAT BASE - ADNIK OR OEM	Factory	NA	6%
	\$ -	FREEDMAN SHIELD DRIVER SEAT FABRICS	Factory	NA	6%
	\$ -	EUROPEAN OR AMERICAN WOOL QUOTED AT TIME OF ORDER!!!!	Factory	NA	6%
2373	\$ 319	Re-Upholster OEM Driver or Co-Pilot (Each)* Fabric Level is Additional To This	Factory	NA	6%
2110	\$ -	Driver Seat Cover - Level 1 Newport Vinyl; Oxen Vinyl; Olefin	Factory	NA	6%
2111	\$ 91	Driver Seat Cover - Level 2 Vinyl w/Regions Inserts	Factory	NA	6%
2042	\$ 152	Driver Seat Cover - Level 3 Regions or any Level 3 Combo	Factory	NA	6%
2043	\$ 190	Driver Seat Cover - Level 4 Ice Pinstripe; Mor-Care; Leathermate	Factory	NA	6%
2046	\$ 288	Driver Seat Cover - Level 5 Tower; Streamer; Carnival; Avanti	Factory	NA	6%
2112	\$ 303	Driver Seat Cover - Level 6 Autumn Leaves; Mosaic; Web Pastel; 7 Sisters	Factory	NA	6%
	\$ -	FREEDMAN SHIELD SPORT 2.0 DRIVER SEAT FABRICS	Factory	NA	6%
	\$ -	EUROPEAN OR AMERICAN WOOL QUOTED AT TIME OF ORDER!!!!	Factory	NA	6%
99	\$ 387	Driver Seat Cover - Level 1	Factory	NA	6%
99	\$ 455	Driver Seat Cover - Level 2	Factory	NA	6%
99	\$ 516	Driver Seat Cover - Level 3	Factory	NA	6%
99	\$ 554	Driver Seat Cover - Level 3.5	Factory	NA	6%
99	\$ 561	Driver Seat Cover - Level 4	Factory	NA	6%
99	\$ 629	Driver Seat Cover - Level 5	Factory	NA	6%
99	\$ 652	Driver Seat Cover - Level 6	Factory	NA	6%
99	\$ 690	Driver Seat Cover - Level 6	Factory	NA	6%
	\$ -	G2E AND RECARO DRIVER SEAT FABRICS	Factory	NA	6%
	\$ -	EUROPEAN OR AMERICAN WOOL QUOTED AT TIME OF ORDER!!!!	Factory	NA	6%
2374	\$ 106	Driver Seat Cover - Level 1 Newport Vinyl; Oxen Vinyl; Olefin	Factory	NA	6%
2375	\$ 129	Driver Seat Cover - Level 2 Vinyl w/Regions Inserts	Factory	NA	6%
2376	\$ 152	Driver Seat Cover - Level 3 Regions or any Level 3 Combo	Factory	NA	6%
2377	\$ 372	Driver Seat Cover - Level 4 Ice Pinstripe; Mor-Care; Leathermate	Factory	NA	6%
2378	\$ 402	Driver Seat Cover - Level 5 Tower; Streamer; Carnival; Avanti	Factory	NA	6%
2379	\$ 447	Driver Seat Cover - Level 6 Autumn Leaves; Mosaic; Web Pastel; 7 Sisters	Factory	NA	6%
	\$ -	SEATING - PASSENGER	Factory	NA	6%
8065	\$ 1,198	High Back Double Seat	Factory	NA	6%
8066	\$ 660	High Back Single Seat	Factory	NA	6%
8067	\$ 1,153	Mid High Double Seat DEDUCT	Factory	NA	6%
8068	\$ 629	Mid High Single Seat	Factory	NA	6%
2243	\$ 3,367	Mid High Freedman Seats, (5) 15" Rear Row (Starlite only)	Factory	NA	6%
2851	\$ 83	Upgrade to BERKSHIRE Highback Seat Option Per Person 1" Reduced Knee Room	Factory	NA	6%
20312	\$ 1,092	Low Back Double Seat	Factory	NA	6%
20313	\$ 599	Low Back Single Seat	Factory	NA	6%
	\$ -	RITZ SEATS - INCLUDES MAP POCKET MADE FROM TRIM MATERIAL REDUCES KNEE ROOM BY 1.5" VS Featherweight	Factory	NA	6%
20314	\$ 910	RITZ High Back Single Rigid	Factory	NA	6%
20315	\$ 1,623	RITZ High Back Double Rigid	Factory	NA	6%
	\$ -	FLIP SEATS	Factory	NA	6%
99	\$ 971	Econo Flip - Single - N/A with Retractable Belt Option	Factory	NA	6%
99	\$ 1,433	Econo Flip - Double - N/A with Retractable Belt Option	Factory	NA	6%
20319	\$ 1,251	Flip Seat, Single Freedman Featherweight Mid High	Factory	NA	6%
20320	\$ 1,828	Flip Seat, Double Freedman Featherweight Mid High	Factory	NA	6%
20321	\$ 2,806	Flip Seat, Triple Freedman Featherweight Mid High	Factory	NA	6%
99	\$ 83	Upgrade to Mid-High Flip To BERKSHIRE (PER PASSENGER)	Factory	NA	6%
	\$ -	FOLDAWAY SEATS	Factory	NA	6%
8832	\$ 1,365	Foldaway Seat, Single AM	Factory	NA	6%
8084	\$ 1,987	Foldaway Seat, Double AM Benchback	Factory	NA	6%
2861	\$ 1,486	Foldaway Seat, Single AM Wheelwell with riser	Factory	NA	6%
2085	\$ 2,161	Foldaway Seat -Double AM Benchback Wheelwell with riser	Factory	NA	6%
2862	\$ 1,426	Foldaway Seat, Single BV to Fit In Fuel Fill Area	Factory	NA	6%
2602	\$ 2,070	Foldaway Seat-Double BV Benchback Street side (to fit in gas fill area)	Factory	NA	6%
2364	\$ 1,555	Foldaway Seat, High Back, Single	Factory	NA	6%
2335	\$ 2,343	Foldaway Seat - High Back Double	Factory	NA	6%
2336	\$ 2,343	Foldaway Seat - Mid-High Notch Back Double AM (non-wheelwell)	Factory	NA	6%
2809	\$ 2,495	Foldaway Seat - Mid-High Notch Back Double AM for Wheel Well with riser	Factory	NA	6%
20329	\$ 2,495	Foldaway Seat - Notch Back Double BV For Fuel Fill Area	Factory	NA	6%

99	\$ 83	Upgrade to Mid-High Notch Back Foldaway To BERKSHIRE (PER PASSENGER)	Factory	NA	6%
2540	\$ 1,706	Single Seat, Integrated Child Seat (for 20-51 pounds)	Factory	NA	6%
2331	\$ 2,594	Double Seat with (1) Integrated Child Seat and (1) Mid High Back 2nd Seat	Factory	NA	6%
2541	\$ 3,587	Double Seat with (2) Integrated Child Seats	Factory	NA	6%
2852	\$ 281	Upgrade ICS Seat to ICS-10 (Children 22-78 pounds) Per ICS Position	Factory	NA	6%
2546	\$ 2,123	Freedman 3 PT Double - Mid Hi w/ Grab Handle	Factory	NA	6%
2546	\$ 2,123	Freedman 3 PT Double - High Back	Factory	NA	6%
2547	\$ 1,373	Freedman 3 PT Single - Mid Hi w/ Grab Handle	Factory	NA	6%
2547	\$ 1,373	Freedman 3 PT Single - High Back	Factory	NA	6%
2548	\$ 2,609	Freedman 3 PT Double Recliner - Mid Hi w/Grab Handle	Factory	NA	6%
2548	\$ 2,609	Freedman 3 PT Double Recliner - High Back	Factory	NA	6%
2549	\$ 1,593	Freedman 3 PT Single Recliner - Mid Hi w/Grab Handle	Factory	NA	6%
2549	\$ 1,593	Freedman 3 PT Single Recliner - High Back	Factory	NA	6%
2550	\$ 2,586	Freedman 3 PT Double Flip - Mid Hi w/Grab Handle	Factory	NA	6%
2550	\$ 2,586	Freedman 3 PT Double Flip - High Back	Factory	NA	6%
2551	\$ 1,593	Freedman 3 PT Single Flip - Mid Hi w/Grab Handle	Factory	NA	6%
2551	\$ 1,593	Freedman 3 PT Single Flip - High Back	Factory	NA	6%
2552	\$ 3,140	Freedman 3 PT Double Foldaway - Mid Hi w/Grab Handle	Factory	NA	6%
2552	\$ 3,140	Freedman 3 PT Double Foldaway - High Back	Factory	NA	6%
2553	\$ 2,510	Freedman 3 PT Single Foldaway - Mid Hi w/Grab Handle	Factory	NA	6%
2553	\$ 2,510	Freedman 3 PT Single Foldaway - High Back	Factory	NA	6%
	\$ -	PASSENGER SEAT FABRICS	Factory	NA	6%
2071	\$ -	Seat Cover - Level 1 Newport Vinyl; Oxen Vinyl; Olefin	Factory	NA	6%
2072	\$ 53	Seat Cover - Level 2 Vinyl w/Regions Inserts (Sherpa/Shire Discontinued)	Factory	NA	6%
2073	\$ 68	Seat Cover - Level 3 Regions or any Level 3 Combination (Sherpa/Shire N/A)	Factory	NA	6%
2663	\$ 114	Seat Cover - Level 3.5	Factory	NA	6%
2074	\$ 152	Seat Cover - Level 4 Ice Pinstripe; Mor-Care; Leathermate	Factory	NA	6%
2075	\$ 167	Seat Cover - Level 5 Tower; Streamer; Carnival; Avanti	Factory	NA	6%
1122	\$ 190	Seat Cover - Level 6 Autumn Leaves; Mosaic; Web Pastel; 7 Sisters	Factory	NA	6%
2674	\$ 447	RITZ Seats Only - Leather/Vinyl Upgrade Per Person	Factory	NA	6%
2675	\$ 1,304	RITZ Seats Only - All Leather Upgrade Per Person	Factory	NA	6%
	\$ -	SEAT OPTIONS	Factory	NA	6%
2664	\$ 167	ABS Seat Backs Per Person (Mid-High Rigid and Notchback Folds Only)	Factory	NA	6%
2311	\$ 99	Anti-Vandal Grab Handle, Black Ea on:	Factory	NA	6%
2309	\$ 106	Anti-Vandal Grab Handle, Yellow Ea on:	Factory	NA	6%
2077	\$ 83	Black US Armrest - Each - on:	Factory	NA	6%
2076	\$ 99	Flip-Up Upholstered Armrest - on:	Factory	NA	6%
2554	\$ 205	Child Restraint System CRS225 Clips - Per Person	Factory	NA	6%
2676	\$ 174	Hi Back Corner Grab-Black-Each on	Factory	NA	6%
2310	\$ 114	Mid-High Corner Grab Black-Each on:	Factory	NA	6%
2865	\$ 174	Berkshire Grab-Black-Each on	Factory	NA	6%
2883	\$ 91	Docket 90 Fabric Wrapped Around Seat Cushion, Including Bottom (each)	Factory	NA	6%
2884	\$ 53	Flame Block Material on Underside of Seat (each)	Factory	NA	6%
2157	\$ 99	Footrests	Factory	NA	6%
2555	\$ 190	FTA-XL Foam (per person-does not include driver)	Factory	NA	6%
2407	\$ 68	Kick Panel Light (see floorplan for placement)	Factory	NA	6%
2144	\$ 68	Kick Panel, Under Seat - Each (Perimeter Seating)	Factory	NA	6%
2080	\$ 46	Mesh Map Pocket, Each on:	Factory	NA	6%
2665	\$ 38	Moisture Barrier (Per Person)	Factory	NA	6%
20388	\$ 167	Adjustable Headrest for Mid-Hi Seats (Each)	Factory	NA	6%
2358	\$ 106	Pillow Headrest - Each (High Back seats only)	Factory	NA	6%
2134	\$ 129	Pillow Seat - Each	Factory	NA	6%
2402	\$ 174	Quick Release for Center Rear Seat ** N/A with Seat Belts	Factory	NA	6%
2079	\$ 99	Recliner - Per Person	Factory	NA	6%
2677	\$ 99	RITZ Upholstered Armrest - Each on:	Factory	NA	6%
2678	\$ 129	RITZ Arm in Leather - Each on:	Factory	NA	6%
2679	\$ 68	RITZ MP3-iPod Holder (Sewn in Armrest) each on:	Factory	NA	6%
2135	\$ 38	Seat Belt Loop - Each *** Not Available on Foldaway Seats	Factory	NA	6%
2081	\$ 167	Side Slider per Double	Factory	NA	6%
2666	\$ 167	Snack Tray - Each	Factory	NA	6%
2680	\$ 190	TDSS-L Track on Foldaways Ea. Note Location in Special Instructions & Floor Plan	Factory	NA	6%
2681	\$ 372	TDSS-SC (SlideNClick) on Foldaways Ea. Note Location in Special Instructions & Floor Plan	Factory	NA	6%
2131	\$ 53	Vertical Stitching - Each	Factory	NA	6%
	\$ -	SEAT BELTS	Factory	NA	6%
2087	\$ 106	Seat Belt, Retractable ** NOT AVAILABLE WITH FOLDAWAY OR FLIP SEATS **ORDER USR BELTS	Factory	NA	6%
2282	\$ 212	Seat Belt, Freedman USR Retractable (Per Person)	Factory	NA	6%

2250	\$ 46	Seat Belt Extension, 12" FOR STANDARD SEAT BELTS	Factory	NA	6%
8771	\$ 53	Seat Belt Extension, 12" (P/N 56410) FOR USR SEAT BELTS	Factory	NA	6%
	\$ -	MISCELLANEOUS	Factory	NA	6%
99	\$ 17,791	LIQUID SPRING REAR SUSPENSION - FORD E-SERIES CHASSIS	Factory	NA	6%
99	\$ 12,210	KELDERMAN REAR SUSPENSION - FORD E-SERIES CHASSIS	Factory	NA	6%
99	\$ 14,128	KELDERMAN REAR SUSPENSION - FORD TRANSIT CHASSIS	Factory	NA	6%
99	\$ 13,605	KELDERMAN REAR SUSPENSION - GM CHASSIS	Factory	NA	6%
99	\$ 15,698	REYCO GRANNING REAR SUSPENSION - RD800F-AM FORD E350	Factory	NA	6%
99	\$ 16,570	REYCO GRANNING REAR SUSPENSION - RD950F-AM FORD E450	Factory	NA	6%
99	\$ 4,543	Signal Quest EDR	Factory	NA	6%
99	\$ 8,941	Fog Maker Fire Suppression System	Factroy	NA	6%

2024

Starcraft

Allstar 22'

CONTACT

Date Issued:

Name: Les Burres

Phone: 904-537-7710

Email: lburres@model1.com



Whether you need to fill a spot in your fleet or create an entirely new vehicle, your Model 1 experts have a single top priority: *you*. With a clear understanding of your needs, we find ways to deliver – starting with deep relationships all the way back at the manufacturer level. And with the nation’s largest inventory of commercial vehicles, you’ll never be short on the best choices to make for your business.

SALES EXPERIENCE

550+ Years of Collective Bus
Sales Experience Servicing Over
1,500 Customers Annually

COMPETITIVE PRICING

Volume Discounts
Fixed Contract Pricing

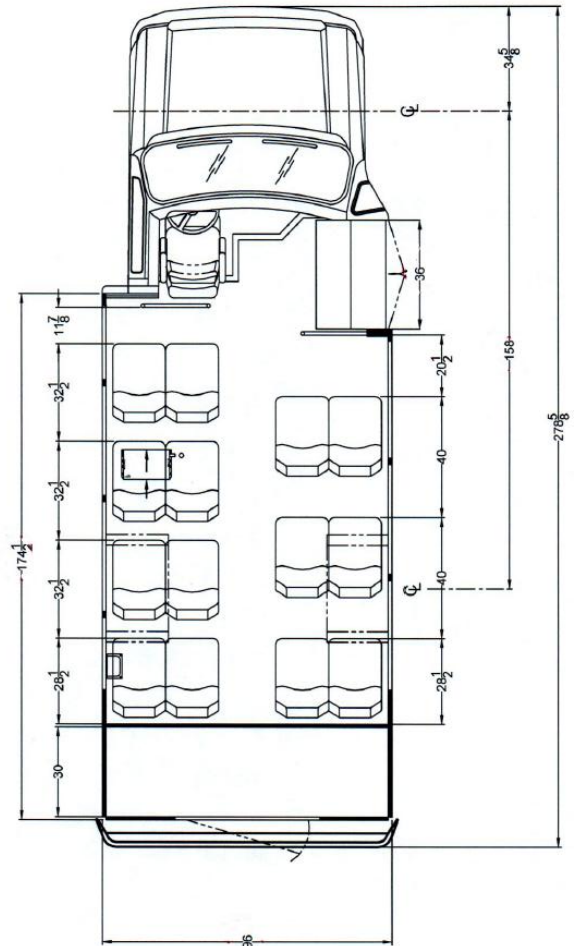
IN-HOUSE FINANCING

Seamless Transactions
Flexible Solutions

NATIONWIDE NETWORK

21 Full-Service Locations
Nationwide Partners with
25+ Top Manufacturers

IMAGES & FLOORPLAN



SPECIFICATIONS

CHASSIS

- 2025 Ford E-350
- Engine: 7.3L V8
- Fuel Type: Gas
- Fuel Capacity: 40 Gallon Tank
- GVWR: 12,500 lbs.
- Wheelbase: 158"

EXTERIOR

- Exterior Color: White
- Passenger Entry Door: 36" Wide Rough Opening, Electric
- Exterior Passenger Entry Door Key Switch, 1x Key
- Passenger Windows: Standard T-Slider Top (8)
- Front Mud Flap, Curb Side
- Black Extruded Aluminum Running Board, Driver's Side
- Stainless Steel Wheel Inserts, set of 4
- Valve Stem Extenders, Inner Dual Rear Wheels (2)

INTERIOR

- 93" Interior Width
- Driver Area: Gray padded Vinyl
- Passenger Walls and Ceiling: Gray padded Vinyl
- Flooring: Gerflor Sirius Anthracite Gray
 - White Standee Line at Front of Aisle
- Dual Overhead Luggage Racks, Both Sides (2)
 - Wrapped in Gray Padded Auto Cloth
- Separate Rear Luggage Compartment with Rear Door, Door Activated Interior Light
- Left Hand Entry Vertical Grab Rail – 1 ¼"
- 1 ¼" dual entry grab rails parallel to entrance steps (both sides)
- Stanchion and modesty panel at Entry Door
- Stanchion and modesty panel Behind Driver

A/C & HEAT

- A/C System: TA712 Super 60K Dual Compressor
- Heater: 70K BTU floor mounted

LIGHTING

- LED Interior and Exterior Lighting
- Surface Mount LED entry door exterior light
- LED Rear Center Mount Brake Light, Rectangular
- Door activated interior lights
- LED Dual Reading Lights in Overhead Luggage (7)

ELECTRICAL

- Intermotive Flex Tech Electrical System
- Wiring Diagram "AS BUILT" on USB Flash Drive

AUDIO / VISUAL

- Ford OEM AM/FM/BT Radio with 4 speakers

SAFETY

- Rosco STSK4750 back-up camera system w/ 7" Rearview Monitor/Mirror Combo
- Back-up alarm SAE type C 97 db(A)
- Roof Hatch
- 5 Lb. Fire Extinguisher
- Emergency Triangle Kit
- Interior Convex Mirror, 6"x9"

PASSENGER SEATING OPTIONS

- 14 Ambulatory, 0 Wheelchair

SEATING

- Driver Seating: Freedman Shield
 - RH Armrest, 4-Position Lumbar Support
 - Driver Seat Cover: Level 6 Duratex Jordan Blue
- Passenger Seating:
 - High Back, Double Seat (7)
 - Seat Fabric: Level 6 Duratex Jordan Blue (14)
 - Seat belt, non-retractable (14)
 - US Armrest, Black – On Aisle Seats (7)
 - Recliner – Not on Rear Row (10)
 - Side Slider per Double Seat (7)

Option Additions

93101 Allstar 22' 158"WB E350 Gas	\$10,696.00
99 Black Running Board	\$265.00
8005 Stainless Steel Wheel Inserts	\$417.00
8020 Overhead luggage racks	\$1,130.00
20203 Rear Luggage Area	\$1,562.00
8130 Dual Entry Grab Rails	\$197.00
20301 Stanchion behind Driver	\$265.00
10431 AC TA712 60K Dual Comp.	\$11,512.00
8045 Heater 65k	\$849.00

WARRANTY

Manufacturer Warranty	Starcraft:	5 Year / 100,000 Miles
Chassis Warranty	Ford E-350 Powertrain:	5 Years/ 60,000 Miles
	Ford E-350 Bumper to Bumper:	3 Year / 36,000 Miles

All vehicles come with warranty, but Model 1 offers more value without the added cost.

Our coverage and support come with each of our new vehicles – *standard*.

WE PROCESS ALL THE WARRANTY REGISTRATIONS

We register all of your bus parts for you, no more pesky warranty cards to fill out. This includes *all* parts, wheelchair lift, electronics, HVAC, etc.

WE HANDLE ALL THE PAPERWORK

We administer and coordinate any warranty work. You make one call to our warranty department, and they take it from there.

REPAIR FACILITIES NEAR YOU

When warranty work is needed, we use service repair facilities near the bus location. We have over 3200 authorized centers and growing. You will never have to drive far to get repairs completed.

NO MORE CLAIM FORMS

Model 1 handles all parts of the claim process, you will have no out of pocket expenses, no reimbursements, and the service facility will be paid directly by us.

LONGER WARRANTY PERIOD

We have negotiated extended periods for the units we sell. Unprecedented 60 month/100,000 mile bumper-to-bumper warranty on the Starcraft bus upfit.

PRICING

<i>DESCRIPTION</i>	<i>AMOUNT</i>
Base Bus Cost Item 8	\$86,125.00
Option Additions for Stock Bus	\$26,893.00
Dealer Discount	-\$20.00
Total	\$112,998.00*

*Pricing does not include tax.

Bid Award**Contract:** FSA23-VEH21.0, Heavy Trucks and Buses**Group:** Buses: 14 to 25 Passenger Capacity Range, Van-Type Cutaway Chassis**Item:** 8, Starcraft, Allstar, Allstar

Zone	Rank	Vendor	Price	Build File	Options File
Western	Primary	Model 1 Commercial Vehicles, Inc.	\$86,125.00	Build	Options
Northern	Primary	Model 1 Commercial Vehicles, Inc.	\$86,125.00	Build	Options
Central	Primary	Model 1 Commercial Vehicles, Inc.	\$86,125.00	Build	Options
Southern	Primary	Model 1 Commercial Vehicles, Inc.	\$86,125.00	Build	Options

*Model 1 Commercial Vehicles, Inc. replaces Creative Bus Sales, Inc. as the awarded vendor for this item effective May 22, 2023.

Mfg Order code	2025 Price	Description	Factory or Vendor installed	MSRP % Disc	Cost-Plus Markup %
	\$ -	ALLSTAR - CHEVROLET 12,300 GVW CONVERSION ONLY PRICING	Factory	NA	6%
Std on Base Bus	\$ -	Allstar 20' 139" WB 6.6L Gas Engine	Factory	NA	6%
93177	\$ 7,558	Allstar 22' 159" WB 6.6L Gas Engine	Factory	NA	6%
93192	\$ 13,954	Allstar 24' 159" WB 6.6L Gas Engine	Factory	NA	6%
	\$ -	ALLSTAR - CHEVROLET 14,200 GVW CONVERSION ONLY PRICING	Factory	NA	6%
93170	\$ 9,929	Allstar 22 159" WB 6.6L Gas Engine	Factory	NA	6%
93179	\$ 12,255	Allstar 24 159" WB 6.6L Gas Engine	Factory	NA	6%
93193	\$ 16,906	Allstar 25 177" WB 6.6L Gas Engine	Factory	NA	6%
93180	\$ 19,232	Allstar 26 190" WB 6.6L Gas Engine	Factory	NA	6%
	\$ -	STARLITE - FORD E350	Factory	NA	6%
93092	\$ 10,860	Starlite 20 138" WB E-350 7.3L Premium Gas Engine W/240 Amp Ford Alt	Factory	NA	6%
93219	\$ 12,103	Starlite 22 158" WB E-350 7.3L Premium Gas Engine W/240 Amp Ford Alt	Factory	NA	6%
	\$ -	STARLITE - TRANSIT350 HD 10,360 GVWR CONVERSION ONLY PRICING	Factory	NA	6%
93108	\$ 10,696	Starlite 20 138" WB Transit350 3.5L EcoBoost Gas Engine W/250 Amp Ford Alt	Factory	NA	6%
93082	\$ 10,696	Starlite 22 156" WB Transit350 3.5L EcoBoost Gas Engine W/250 Amp Ford Alt	Factory	NA	6%
	\$ -	ALLSTAR - FORD E350	Factory	NA	6%
93113	\$ 5,430	Allstar 20 138" WB E-350 7.3L Premium Gas Engine W/240 Amp Ford Alt	Factory	NA	6%
	\$ -	ALLSTAR - FORD E350	Factory	NA	6%
93161	\$ 5,430	Allstar 20 158" WB E-350 7.3L Premium Gas Engine W/240 Amp Ford Alt	Factory	NA	6%
93101	\$ 10,696	Allstar 22 158" WB E-350 7.3L Premium Gas Engine W/240 Amp Ford Alt	Factory	NA	6%
	\$ -	ALLSTAR - FORD E450	Factory	NA	6%
93142	\$ 11,588	Allstar 20 158" WB E-450 7.3L Premium Gas Engine W/240 Amp Ford Alt	Factory	NA	6%
93109	\$ 13,332	Allstar 22 158" WB E-450 7.3L Premium Gas Engine W/240 Amp Ford Alt	Factory	NA	6%
93119	\$ 15,076	Allstar 24 158" WB E-450 7.3L Premium Gas Engine W/240 Amp Ford Alt	Factory	NA	6%
93091	\$ 18,565	Allstar 25 176" WB E-450 7.3L Premium Gas Engine W/240 Amp Ford Alt **	Factory	NA	6%
93102	\$ 20,309	Allstar 25 190" WB E-450 7.3L Premium Gas Engine W/240 Amp Ford Alt *	Factory	NA	6%
93110	\$ 23,797	Allstar 27 208" WB E-450 7.3L Premium Gas Engine W/240 Amp Ford Alt ***	Factory	NA	6%
	\$ -	MVP - FORD E450 14,500 GVWR	Factory	NA	6%
93103	\$ 23,797	ALLSTAR MVP 27 212" WB E-450 7.3L Premium Gas Engine W/240 Amp Ford Alt	Factory	NA	6%
	\$ -	Forest River- Ford Transit Van	Factory	NA	6%
BASE Mod 1	\$ 22,316	Electric ADA Passenger Van	Factory	NA	6%
BASE Mod 2	\$ 18,492	Electric Non ADA Passenger Van	Factory	NA	6%
BASE Mod 3	\$ 45,548	Electric ADA Passenger Van Lift behind rear axle	Factory	NA	6%
BASE Mod 4	\$ (9,718)	Electric Non Passenger Van	Factory	NA	6%
BASE Mod 5	\$ 33,016	Gas ADA Passenger Van	Factory	NA	6%
BASE Mod 6	\$ 29,192	Gas Non ADA Passenger Van	Factory	NA	6%
	\$ -	SIDEWALL / REARWALL / CEILING	Factory	NA	6%
2289	\$ 726	FRP on Ceiling, Grey	Factory	NA	6%
2040	\$ 372	FRP on Rearwall, Grey	Factory	NA	6%
2093	\$ 205	FRP on Sidewall Under Seat Track, Grey	Factory	NA	6%
2237	\$ 417	Cove Black Flooring on Sidewall to Seat Track	Factory	NA	6%
2238	\$ 569	Cove Colored Flooring on Sidewall to Seat Track	Factory	NA	6%
2055	\$ 319	Grey Padded Cloth Interior (walls and ceiling)	Factory	NA	6%
2113	\$ 417	Grey Padded Vinyl Interior (walls and ceiling)	Factory	NA	6%
2853	\$ 463	Black Padded Vinyl Interior (walls and ceiling)	Factory	NA	6%
2054	\$ 622	Stripe on Ceiling to Match Seats Up to Level 5 Fabric	Factory	NA	6%
	\$ -	FLOORING - WHITE NOSING IS STANDARD	Factory	NA	6%
2823	\$ 451	Gerflor Sirius NT #6727 Anthracite (Grey) I.L.O. Graphite	Factory	NA	6%
2827	\$ 690	Other Color Gerflor Sirius NTCOLOR:	Factory	NA	6%
2828	\$ 1,044	Gerflor Helios NT COLOR:	Factory	NA	6%
2885	\$ 3,309	Gerflor Gaya Wood COLOR:	Factory	NA	6%
22534	\$ 3,309	Gerflor Harmonia Wood COLOR:	Factory	NA	6%
2248	\$ 814	Altro Meta Storm	Factory	NA	6%
8782	\$ 1,177	Altro Meta Other Than Storm COLOR:	Factory	NA	6%
8783	\$ 1,283	Altro CHROMA	Factory	NA	6%
8819	\$ 3,309	Altro Wood Safety	Factory	NA	6%
8048	\$ 690	Black RCA Rubber Floor w/Ribbed Aisle	Factory	NA	6%
8047	\$ 1,177	Colored RCA Rubber Floor w/ Ribbed Aisle COLOR:	Factory	NA	6%
8805	\$ 1,398	Black All Ribbed RCA Rubber Floor	Factory	NA	6%
8400	\$ 1,876	Colored All Ribbed RCA Rubber Floor COLOR:	Factory	NA	6%
8820	\$ 35	Yellow Step Nosing - Per Step	Factory	NA	6%
2204	\$ 372	3/4" Plywood Floor	Factory	NA	6%
2291	\$ 1,097	3/4" Marine Tech Plywood Floor	Factory	NA	6%

2202	\$	973	5/8" MarineTech Plywood Floor	Factory	NA	6%
2103	\$	925	Raised Floor 3 Step Flat to Front ** ALLSTAR OPTION ONLY - NOT AVAILABLE ON CHEVY CHASSIS	Factory	NA	6%
2863	\$	925	Raised Floor 2 Step Entry W/Extra Step Up Behind Driver ** ALLSTAR & STARLITE TRANSIT OPTION	Factory	NA	6%
2667	\$	114	Fuel Tank Access Plate In Floor *N/A All Applications - Check Availability	Factory	NA	6%
	\$	-	EXTERIOR	Factory	NA	6%
2381	\$	4,070	ALL FIBERGLASS/COMPOSITE EXTERIOR	Factory	NA	6%
8011	\$	1,744	Paint Skirt ** COLOR CODE:	Factory	NA	6%
8784	\$	1,570	Gloss Black Out Window Paint	Factory	NA	6%
99	\$	8,721	Full Body Paint 20' - 27' MODEL BUS (LIST PAINT COLOR BELOW)	Factory	NA	6%
99	\$	10,033	Full Body Paint 20' - 27' MODEL BUS - Black or Metallic (LIST PAINT COLOR BELOW)	Factory	NA	6%
8235	\$	-	Custom Paint - Requires Artwork and color Codes - * Note in Special Instructions!	Factory	NA	6%
	\$	-	CHASSIS	Factory	NA	6%
2001	\$	68	Front Mud Flaps, pair - NOT AVAILABLE ON FORD TRANSIT	Factory	NA	6%
2340	\$	46	Front Mud Flap (1), Passenger Side Only (to be used with Running Board) - NOT AVAILABLE ON FORD TRANSIT	Factory	NA	6%
99	\$	265	Black Extruded Aluminum Running Board on Driver Side (NOT AVAILABLE ON FORD TRANSIT)	Factory	NA	6%
99	\$	265	Black Extruded Aluminum Running Board on Co-Pilot Side (NOT AVAILABLE ON FORD TRANSIT)	Factory	NA	6%
2623	\$	523	Heavy Duty Anti-Slip Aluminum Running Board on Driver Side (Large) (NOT AVAILABLE ON FORD TRANSIT)	Factory	NA	6%
99	\$	523	Heavy Duty Anti-Slip Aluminum Running Board on Co-Pilot Side (Large) (NOT AVAILABLE ON FORD TRANSIT)	Factory	NA	6%
2015-7	\$	614	Ford Transit Heavy Duty Anti-Slip Aluminum Running Board on Driver Side (Large)	Factory	NA	6%
99	\$	614	Ford Transit Heavy Duty Anti-Slip Aluminum Running Board on Co-Pilot Side (Large)	Factory	NA	6%
2002	\$	152	Rear Tow Hooks	Factory	NA	6%
2668	\$	137	Exhaust Pipe Downturn	Factory	NA	6%
99	\$	2,327	Mor-Ryde RS Suspension (SUBJECT TO WEIGHT ANALYSIS APPROVAL)	Factory	NA	6%
2186	\$	16,320	Telma Brake Retarder (SUBJECT TO WEIGHT ANALYSIS APPROVAL)	Factory	NA	6%
2275	\$	364	Galvanized Belly Metal (SUBJECT TO WEIGHT ANALYSIS APPROVAL)	Factory	NA	6%
2299	\$	569	Exterior Mirror Set, Heated Ford	Factory	NA	6%
2444	\$	1,145	Exterior Mirror Set, Remote/Heated, Ford	Factory	NA	6%
2446	\$	1,547	Exterior Mirror Set, Remote/Heated, Chevy	Factory	NA	6%
2825	\$	1,289	Exterior Mirror Set Remote/Heated w/External LED Strip Turn Signal Ford	Factory	NA	6%
2649	\$	1,388	Exterior Mirror Set, Remote/Heated w/LED Turn Signal in Mirror Glass Ford	Factory	NA	6%
2864	\$	152	ADD STAINLESS STEEL ARMS TO ROSCO MIRRORS	Factory	NA	6%
2006	\$	4,581	DL-2 Powder Coated Bike Rack W/Deployment Kit - Ford E Series / Chevy	Factory	NA	6%
2008	\$	5,680	DL-2 STAINLESS ANTI-GLARE FINISH BIKE RACK W/DEPLOYMENT KIT - Ford E Series / Chevy	Factory	NA	6%
2022	\$	5,680	DL-2 Stainless Powder Coated Bike Rack W/Deployment Kit - Ford E Series / Chevy	Factory	NA	6%
2895	\$	8,023	ON-SPOT AUTOMATIC TIRE CHAINS	Factory	NA	6%
2812	\$	1,494	SMI Energy Absorbing Rear Bumper	Factory	NA	6%
2813	\$	2,616	SMI Energy Absorbing Rear Bumper w/Hawkeye RAS Installed	Factory	NA	6%
2156	\$	1,380	Romeo Rim Rear Bumper	Factory	NA	6%
2164	\$	1,949	Romeo Rim Front Bumper - Ford Only	Factory	NA	6%
2670	\$	2,586	Romeo Rim Rear Bumper w/Hawkeye RAS Installed	Factory	NA	6%
2190	\$	319	Rear Step Bumper	Factory	NA	6%
2768	\$	925	Stainless Steel Rear Bumper	Factory	NA	6%
8004	\$	736	Spare Tire and Wheel - Ford E-Series & Chevy Chassis	Factory	NA	6%
99	\$	1,077	Spare Tire and Wheel - Ford Transit Chassis	Factory	NA	6%
2005	\$	167	Spare Tire Carrier NOT AVAILABE ON E-350 CHASSIS	Factory	NA	6%
2297	\$	83	Spare Tire Carrier Lock	Factory	NA	6%
8005	\$	417	Stainless Steel Wheel Insert, set of 4 (2 front & 2 rear) Ford E & GM	Factory	NA	6%
2896	\$	501	Stainless Steel Wheel Insert, set of 4 (2 front & 2 rear) Ford TRANSIT	Factory	NA	6%
8606	\$	137	Valve Stem Extender Inner Dual Rear Wheel, pair	Factory	NA	6%
22041	\$	2,669	Stainless Steel Entry Step Assembly - Includes Sides & Header	Factory	NA	6%
22387	\$	1,850	Stainless Steel Entry Step & Lower Sides Only - Does NOT Include Upper Sides & Header	Factory	NA	6%
22042	\$	971	Galvanized Entry Step Assembly - Includes Sides & Header	Factory	NA	6%
22388	\$	592	Galvanized Steel Entry Step Lower Sides Only - Does NOT Include Upper Sides & Header	Factory	NA	6%
2814	\$	925	INTERMOTIVE GATEWAY Fast Idle Does Not Require Park Brake to be Set	Factory	NA	6%
2637	\$	781	Intermotive "Brake Max" Controller (BMC 501-A) FORD ONLY	Factory	NA	6%

2639	\$ 265	Intermotive "Park Crank Module" (PCOM 501-B) FORD	Factory	NA	6%
2640	\$ 265	Intermotive "Park Crank Module" (PCOM 601) GM GAS	Factory	NA	6%
22045	\$ 281	Metal Locking Door for Fuel Fill	Factory	NA	6%
	\$ -	ENVIRONMENTAL CONTROL	Factory	NA	6%
	\$ -	TA712 TIE-IN 45K TA71 EVAP - SMC2S COND	Factory	NA	6%
10438	\$ 9,859	TA 712 TI FORD GAS	Factory	NA	6%
104381	\$ 9,593	TA 712 TI CHEVY GAS	Factory	NA	6%
	\$ -	TA71R60 TIE-IN 45K TA71 EVAP - R60 ROOF MOUNT COND	Factory	NA	6%
10430	\$ 12,384	TA 71R60 TI FORD GAS	Factory	NA	6%
104301	\$ 12,035	TA 71R60 TI CHEVY GAS	Factory	NA	6%
	\$ -	TA73R60 TIE-IN 55K TA73 EVAP - R60 ROOF MOUNT CONDENSER	Factory	NA	6%
10335	\$ 12,824	TA73R60 TI FORD GAS	Factory	NA	6%
103351	\$ 12,558	TA73R60 TI CHEVY GAS	Factory	NA	6%
	\$ -	TA733 TIE-IN 55K TA73 EVAP - SMC3L COND	Factory	NA	6%
10474	\$ 10,640	TA733 TI FORD GAS	Factory	NA	6%
104741	\$ 10,291	TA733 TI CHEVY GAS	Factory	NA	6%
	\$ -	TIE-IN SYSTEMS REAR IN WALL MOUNT EVAPORATOR	Factory	NA	6%
	\$ -	TA7M452 TIE-IN 45K FM45 EVAP - SMC2S COND			
	\$ -	REAR MOUNTED EVAP	Factory	NA	6%
10475	\$ 10,814	TA FM452 TI FORD GAS	Factory	NA	6%
104751	\$ 10,465	TA FM452 TI CHEVY GAS	Factory	NA	6%
	\$ -	TA7M45R60 TIE-IN 45K FM45 EVAP - R60 ROOF MOUNT COND			
	\$ -	REAR MOUNT ONLY	Factory	NA	6%
10476	\$ 13,256	TA FM45R60 TI FORD GAS	Factory	NA	6%
104761	\$ 12,907	TA FM45R60 TI CHEVY GAS	Factory	NA	6%
	\$ -	TA7M55R60 TIE-IN 55K FM55 EVAP - R60 ROOF MOUNT CONDENSER			
	\$ -	REAR MOUNT EVAP ONLY	Factory	NA	6%
10477	\$ 13,347	TA FM55R60 TI FORD GAS	Factory	NA	6%
104771	\$ 13,082	TA FM55R60 TI CHEVY GAS	Factory	NA	6%
	\$ -	TA7M553 TIE-IN 55K FM55 EVAP - SMC3L COND			
	\$ -	MOUNT EVAP ONLY REAR	Factory	NA	6%
104772	\$ 11,080	TA FM553 TI FORD GAS MINIMUM 158"WB	Factory	NA	6%
104773	\$ 10,814	TA FM553 TI CHEVY GAS MINIMUM 159"WB	Factory	NA	6%
	\$ -	DUAL COMPRESSOR SYSTEMS CEILING MOUNT EVAPORATOR	Factory	NA	6%
	\$ -	TA717 SUPER 60K - TA71 EVAP - SMC2S COND - 10 C.I.D. COMP	Factory	NA	6%
10431	\$ 11,512	TA712 SUPER 10 FORD 7.3 LITRE GAS PREMIUM ENGINE	Factory	NA	6%
104311	\$ 12,998	TA712 SUPER 10 TRANSIT 3.5 LITRE EcoBoost GAS ENGINE	Factory	NA	6%
104312	\$ 13,954	TA712 SUPER 10 CHEVY 6.6 LITRE GAS ENGINE	Factory	NA	6%
	\$ -	TA71R60 SUPER 60K - TA71 EVAP - R60 ROOF MOUNT COND - 10 C.I.D. COMP	Factory	NA	6%
10478	\$ 14,128	TA71R60 SUPER 10 FORD 7.3 LITRE PREMIUM GAS ENGINE	Factory	NA	6%
104781	\$ 15,698	TA71R60 SUPER 10 TRANSIT 3.5 LITRE EcoBoost GAS ENGINE	Factory	NA	6%
104782	\$ 16,570	TA71R60 SUPER 10 CHEVY 6.6 LITRE GAS ENGINE	Factory	NA	6%
	\$ -	TA 733 SUPER 70K - TA73 EVAP - SMC3L COND - 10 C.I.D. COMP			
	\$ -	(SELECT CHASSIS/ENGINE BELOW)	Factory	NA	6%
104313	\$ 12,210	TA733 SUPER 10 FORD 7.3 LITRE PREMIUM GAS ENGINE	Factory	NA	6%
104314	\$ 13,779	TA733 SUPER 10 TRANSIT 3.5 LITRE EcoBoost GAS ENGINE	Factory	NA	6%
104315	\$ 14,652	TA733 SUPER 10 GM 6.6 LITRE GAS ENGINE	Factory	NA	6%
	\$ -	TA73R60 SUPER 70K - TA73 EVAP - R60 RM COND - 10 C.I.D. COMP			
	\$ -	(SELECT CHASSIS/ENGINE BELOW)	Factory	NA	6%
104783	\$ 14,652	TA73R60 SUPER 10 FORD 7.3 LITRE PREMIUM GAS ENGINE	Factory	NA	6%
104784	\$ 16,138	TA73R60 SUPER 10 TRANSIT 3.5 LITRE EcoBoost GAS ENGINE	Factory	NA	6%
104785	\$ 17,010	TA73R60 SUPER 10 GM 6.6 LITRE GAS ENGINE	Factory	NA	6%
	\$ -	TA773 SUPER 80K - TA77 EVAP - SMC3L COND - 13.4 C.I.D. COMP			
	\$ -	NOTE: UPGRADE TO TA774C OR TA77R90 FOR HOT CLIMATES			
	\$ -	(SELECT CHASSIS/ENGINE BELOW)	Factory	NA	6%
10479	\$ 14,826	¹ TA773 SUPER 13 FORD 7.3 LITRE PREMIUM GAS ENGINE	Factory	NA	6%
104791	\$ 17,268	¹ TA773 SUPER 13 GM 6.6 LITRE GAS	Factory	NA	6%
	\$ -	TA774C SUPER 13 80K-TA77 EVAP-SC4 TALL COND-13.4 C.I.D. COMP FOR			
	\$ -	HOT CLIMATES NOTE: THIS CONDENSER HANGS BELOW SKIRT (SELECT CHASSIS/ENGINE BELOW)	Factory	NA	6%
104792	\$ 16,047	¹ TA774C Super 13 FORD 7.3 LITRE PREMIUM GAS ENGINE	Factory	NA	6%
104793	\$ 18,489	¹ TA774C Super 13 GM 6.6 LITRE GAS ENGINE	Factory	NA	6%
	\$ -	TA77R90 SUPER 13 80K-TA77 EVAP - R90 RM COND - 13.4 C.I.D. COMP			
	\$ -	ROOF MOUNT CONDENSER FOR HOT CLIMATES (SELECT CHASSIS/ENGINE BELOW)	Factory	NA	6%
104794	\$ 19,012	¹ TA77R90 SUPER 13 FORD 7.3 LITRE PREMIUM GAS ENGINE	Factory	NA	6%

104795	\$ 21,454	TA77R90 SUPER 13 GM 6.6 LITRE GAS ENGINE	Factory	NA	6%
	\$ -	TA7723 SUPER 10 110K - TA77 EVAP - SMC3L & SMC2S COND - 10 C.I.D. COMP (SELECT CHASSIS/ENGINE BELOW)	Factory	NA	6%
10480	\$ 17,359	TA7723 Super 110K TA77 (1)SMC2L (1)SMC3L 10 C.I.D. (Ford 7.3L Prem Gas)	Factory	NA	6%
104801	\$ 19,535	TA7723 Super 110K TA77 (1)SMC2L (1)SMC3L 10 C.I.D. (GM610 6.6L Gas)	Factory	NA	6%
	\$ -	TA RT65 Super 15 80K Roof Mount System - 15 C.I.D. Comp (SELECT CHASSIS/ENGINE BELOW)	Factory	NA	6%
10435	\$ 25,034	TA RT65 Super 15 Roof Mount with 15 C.I.D. (Ford 7.3L Prem Gas)	Factory	NA	6%
	\$ -	DUAL COMPRESSOR SYSTEMS REAR IN WALL MOUNT EVAPORATOR	Factory	NA	6%
	\$ -	TAFM452 SUPER 60K - TAFM45 EVAP - SMC2S COND - 10 C.I.D. COMP REAR MOUNT EVAP SELECT REAR MOUNT OPTION BELOW	Factory	NA	6%
104752	\$ 12,475	TAFM452 SUPER 10 FORD 7.3 LITRE PREMIUM GAS ENGINE	Factory	NA	6%
104753	\$ 14,045	TAFM452 SUPER 10 TRANSIT 3.5 LITRE EcoBoost GAS ENGINE	Factory	NA	6%
104754	\$ 14,826	TAFM452 SUPER 10 CHEVY 6.6 LITRE GAS ENGINE	Factory	NA	6%
	\$ -	TAFM45R60 SUPER 60K - TAFM45 EVAP - R60 ROOF MOUNT COND - 10 C.I.D. COMP REAR MOUNT EVAP ONLY	Factory	NA	6%
104755	\$ 15,091	TAFM45R60 SUPER 10 FORD 7.3 LITRE PREMIUM GAS ENGINE	Factory	NA	6%
104756	\$ 16,661	TAFM45R60 SUPER 10 TRANSIT 3.5 LITRE EcoBoost GAS ENGINE	Factory	NA	6%
104757	\$ 17,442	TAFM45R60 SUPER 10 CHEVY 6.6 LITRE GAS ENGINE	Factory	NA	6%
	\$ -	TAFM55 SUPER 70K - TAFM55 REAR MOUNT EVAP - SMC3L COND - 10 C.I.D. COMP	Factory	NA	6%
10481	\$ 12,824	TAFM553 SUPER 10 FORD 7.3 LITRE PREMIUM GAS ENGINE	Factory	NA	6%
104811	\$ 14,303	TAFM553 SUPER 10 TRANSIT 3.5 LITRE EcoBoost GAS ENGINE	Factory	NA	6%
104812	\$ 15,175	TAFM553 SUPER 10 GM 6.6 LITRE GAS ENGINE	Factory	NA	6%
	\$ -	TAFM55R60 SUPER 70K - TAFM55 REAR MOUNT EVAP - R60 RM COND - 10 C.I.D. COMP (SELECT CHASSIS/ENGINE BELOW)	Factory	NA	6%
104813	\$ 15,175	TAFM55R60 SUPER 10 FORD 7.3 LITRE PREMIUM GAS ENGINE	Factory	NA	6%
104814	\$ 16,745	TAFM55R60 SUPER 10 TRANSIT 3.5 LITRE EcoBoost GAS ENGINE	Factory	NA	6%
104815	\$ 17,617	TAFM55R60 SUPER 10 GM 6.6 LITRE GAS ENGINE	Factory	NA	6%
	\$ -	TRANS/AIR WINTER CONDENSER COVERS	Factory	NA	6%
2511	\$ 372	AC Winter Cover Kit (Trans/Air 2 Fan)	Factory	NA	6%
2512	\$ 425	AC Winter Cover Kit (Trans/Air 3 Fan)	Factory	NA	6%
	\$ -	TRANS/AIR HEAT COIL - ADD THE A/C WITH HEAT OPTION BELOW	Factory	NA	6%
2775	\$ 1,767	ADD HEAT TO TA71 EVAPORATOR-Includes Booster Pump & Electric Water Valves	Factory	NA	6%
2776	\$ 1,767	ADD HEAT TO TA73 EVAPORATOR-Includes Booster Pump & Electric Water Valves	Factory	NA	6%
	\$ -	ACC CLIMATE CONTROL A/C SYSTEMS	Factory	NA	6%
	\$ -	R2262T TIE-IN 55K 23022 EVAP - 25062 2 FAN SKIRT COND	Factory	NA	6%
10335	\$ 9,244	R2262T TRANSIT 3.5 LITRE EcoBoost GAS ENGINE	Factory	NA	6%
	\$ -	R2263T TIE-IN 55K 23022 EVAP - 25063 1 FAN SKIRT COND	Factory	NA	6%
103351	\$ 8,896	R2263T FORD 7.3 LITRE PREMIUM GAS ENGINE	Factory	NA	6%
103352	\$ 8,721	R2263T GM	Factory	NA	6%
	\$ -	R2367T TIE-IN 55K 23023 EVAP - 25067 2 FAN ROOF TOP COND	Factory	NA	6%
103353	\$ 10,640	R2367T TRANSIT 3.5 LITRE EcoBoost GAS ENGINE	Factory	NA	6%
	\$ -	R2267T TIE-IN 55K 23023 EVAP - 25067 2 FAN ROOF TOP COND	Factory	NA	6%
103354	\$ 9,859	R2367T FORD 7.3 LITRE PREMIUM GAS ENGINE	Factory	NA	6%
103355	\$ 9,510	R2367T GM	Factory	NA	6%
	\$ -	R2365T TIE-IN 55K 23023 EVAP - 25065 2 FAN SKIRT COND	Factory	NA	6%
103356	\$ 10,117	R2365T FORD	Factory	NA	6%
103357	\$ 9,768	R2365T GM	Factory	NA	6%
	\$ -	TIE-IN SYSTEMS REAR IN WALL MOUNT EVAPORATOR	Factory	NA	6%
	\$ -	RW4463T TIE-IN 55K 23044 EVAP - 25063 SKIRT COND REAR MOUNTED EVAP	Factory	NA	6%
10482	\$ 9,510	RW4463T FORD 7.3 LITRE PREMIUM GAS ENGINE	Factory	NA	6%
104821	\$ 9,244	RW4463T GM	Factory	NA	6%
	\$ -	RW4467T TIE-IN 55K 23044 EVAP - 25067 ROOF MOUNT COND REAR MOUNT EVAP	Factory	NA	6%
104822	\$ 10,291	RW4467T FORD 7.3 LITRE PREMIUM GAS ENGINE	Factory	NA	6%
104823	\$ 10,033	RW4467T GM	Factory	NA	6%
	\$ -	RW4562T TIE-IN 55K 23045 REAR EVAP - 25062 2 FAN SKIRT COND REAR MOUNT EVAP	Factory	NA	6%
104824	\$ 9,942	RW4562T FORD 7.3 LITRE PREMIUM GAS ENGINE	Factory	NA	6%
104825	\$ 9,768	RW4562T GM	Factory	NA	6%
	\$ -	DUAL COMPRESSOR SYSTEMS	Factory	NA	6%
	\$ -	R226216 60K 23022 EVAP - 25062 SKIRT COND TM16 10 C.I.D. COMP (SELECT CHASSIS/ENGINE BELOW)	Factory	NA	6%
10483	\$ 11,861	R226216 FORD 7.3 LITRE PREMIUM GAS ENGINE	Factory	NA	6%
104831	\$ 14,303	R226216 TRANSIT 3.5 LITRE EcoBoost GAS ENGINE	Factory	NA	6%
104832	\$ 14,128	R226216 GM 6.6 LITRE GAS	Factory	NA	6%

	\$ -	R226716 60K 23022 EVAP - 25067 ROOF TOP COND 10 C.I.D. COMP (SELECT CHASSIS/ENGINE BELOW)	Factory	NA	6%
104833	\$ 12,558	R226716 FORD 7.3 LITRE PREMIUM GAS ENGINE	Factory	NA	6%
104834	\$ 14,826	R226716 TRANSIT 3.5 LITRE EcoBoost GAS ENGINE	Factory	NA	6%
104835	\$ 14,128	R226716 GM 6.6 LITRE GAS	Factory	NA	6%
	\$ -	R236516 70K 23023 EVAP - 25065 2FAN SKIRT COND 10 C.I.D. COMP (SELECT CHASSIS/ENGINE BELOW)	Factory	NA	6%
104836	\$ 12,649	R236516 FORD 7.3 LITRE PREMIUM GAS ENGINE	Factory	NA	6%
104837	\$ 15,091	R236516 TRANSIT 3.5 LITRE EcoBoost GAS ENGINE	Factory	NA	6%
104838	\$ 15,000	R236516 GM 6.6 LITRE GAS	Factory	NA	6%
	\$ -	R236716 70K 23023 EVAP - 25067 ROOF MOUNT COND 10 C.I.D. COMP (SELECT CHASSIS/ENGINE BELOW)	Factory	NA	6%
104839	\$ 13,256	R236716 FORD 7.3 LITRE PREMIUM GAS ENGINE	Factory	NA	6%
1048310	\$ 15,524	R236716 TRANSIT 3.5 LITRE EcoBoost GAS ENGINE	Factory	NA	6%
1048311	\$ 14,826	R236716 GM 6.6 LITRE GAS	Factory	NA	6%
	\$ -	R366021 90K 23036 - 25060 2 FAN COND 13.4 C.I.D. COMP (SELECT CHASSIS/ENGINE AND COMP BELOW) NOTE FOR HOT CLIMATES: UPGRADE TO R3660T21	Factory	NA	6%
10432	\$ 15,524	R366021 80K 13.4 C.I.D FORD 7.3 LITRE PREMIUM GAS ENGINE	Factory	NA	6%
	\$ -	R476021 90K - 23047 EVAP - 25060 2 FAN COND 13.4 C.I.D COMP (SELECT CHASSIS/ENGINE BELOW)	Factory	NA	6%
104321	\$ 13,256	R476021 13.4 C.I.D FORD 7.3 LITRE PREMIUM GAS ENGINE	Factory	NA	6%
104322	\$ 15,615	R476021 13.4 C.I.D GM 6.6 LITRE GAS	Factory	NA	6%
	\$ -	R365521 90K - 23036 EVAP - 25055 ROOF TOP COND - 13.4 C.I.D. COMP (SELECT CHASSIS/ENGINE AND COMP BELOW)	Factory	NA	6%
104323	\$ 16,836	¹ R365521 13.4 C.I.D FORD 7.3 LITRE PREMIUM GAS ENGINE	Factory	NA	6%
104324	\$ 17,617	⁰ R365521 13.4 C.I.D GM 6.6 LITRE GAS	Factory	NA	6%
	\$ -	ACC MINISPHERE 80K Roof Mount System - 10 C.I.D. Comp (SELECT CHASSIS/ENGINE BELOW)	Factory	NA	6%
10485	\$ 18,929	ACC MINISPHERE Roof System with 10 C.I.D. (TRANSIT 3.5 LITRE EcoBoost GAS)	Factory	NA	6%
	\$ -	ACC TC80 90K Roof Mount System - 13.4 C.I.D. Comp (SELECT CHASSIS/ENGINE BELOW)	Factory	NA	6%
10484	\$ 19,361	ACC TC80 Roof Mount System with 13.4 C.I.D. (Ford 7.3 LITRE PREMIUM GAS ENGINE)	Factory	NA	6%
104841	\$ 19,975	ACC TC80 Roof Mount System with 13.4 C.I.D. (GM 6.6L Gas)	Factory	NA	6%
	\$ -	DUAL COMPRESSOR SYSTEMS REAR IN WALL MOUNT	Factory	NA	6%
	\$ -	RW446216 60K 23044 EVAP - 25062 SKIRT COND 10 C.I.D. COMP REAR MOUNT EVAP	Factory	NA	6%
10486	\$ 12,475	RW446216 FORD 7.3 LITRE PREMIUM GAS ENGINE	Factory	NA	6%
104861	\$ 14,826	RW446216 TRANSIT 3.5 LITRE EcoBoost GAS ENGINE	Factory	NA	6%
104862	\$ 12,384	RW446216 GM 6.6 LITRE GAS	Factory	NA	6%
	\$ -	RW446716 60K 23044 EVAP - 25067 ROOF TOP COND 10 C.I.D. COMP REAR MOUNT EVAP ONLY WITH ROOF COND	Factory	NA	6%
104863	\$ 13,256	RW446716 FORD 7.3 LITRE PREMIUM GAS ENGINE	Factory	NA	6%
104864	\$ 15,440	RW446716 TRANSIT 3.5 LITRE EcoBoost GAS ENGINE	Factory	NA	6%
104865	\$ 14,477	RW446716 GM 6.6 LITRE GAS	Factory	NA	6%
	\$ -	RW456516 70K 23045 REAR MOUNT EVAP - 25065 SKIRT COND - 10 C.I.D. COMP (SELECT CHASSIS/ENGINE BELOW)	Factory	NA	6%
104866	\$ 12,907	RW456516 FORD 7.3 LITRE PREMIUM GAS ENGINE	Factory	NA	6%
104867	\$ 15,266	RW456516 TRANSIT 3.5 LITRE EcoBoost GAS ENGINE	Factory	NA	6%
104868	\$ 14,477	RW456516 GM 6.6 LITRE GAS	Factory	NA	6%
	\$ -	RW456716 70K - 23045 REAR EVAP -25067 ROOF COND 10 C.I.D. COMP (SELECT CHASSIS/ENGINE BELOW)	Factory	NA	6%
104869	\$ 13,431	RW456716 FORD 7.3 LITRE PREMIUM GAS ENGINE	Factory	NA	6%
1048610	\$ 15,698	RW456716 TRANSIT 3.5 LITRE EcoBoost GAS ENGINE	Factory	NA	6%
1048611	\$ 14,826	RW456716 GM 6.6 LITRE GAS	Factory	NA	6%
	\$ -	ACC WINTER CONDENSER COVERS	Factory	NA	6%
2313	\$ 379	AC Winter Cover Kit 25065 OR 25060 COND 27058913A	Factory	NA	6%
2314	\$ 372	AC Winter Cover Kit 25062 COND 27059076A	Factory	NA	6%
	\$ -	ACC HEAT COIL - ADD THE A/C WITH HEAT OPTION BELOW	Factory	NA	6%
2782	\$ 1,767	Add Heat to ACC Evaporator Includes Booster Pump & Electric Water Valves	Factory	NA	6%
	\$ -	HEATERS	Factory	NA	6%
8044	\$ 698	Hot Water Heater, 35K BTU 3 Speed Low Profile	Factory	NA	6%
2627	\$ 796	Rear Hot Water Heater, 45K BTU 3 Speed Low Profile	Factory	NA	6%
8045	\$ 849	Hot Water Heater, 65K BTU Floor Mounted 3 Speed Low Profile OK Side Sliders	Factory	NA	6%
20084	\$ 895	Hot Water Heater, 65K BTU-Mounted to Seat Frame (NOT AVAILABLE ON TRANSIT CHASSIS)	Factory	NA	6%
8607	\$ 895	"Tower" Hot Water Heater, 60K BTU	Factory	NA	6%

99	\$ 910	"Tower" Hot Water Heater, 65K BTU	Factory	NA	6%
20086	\$ 796	Wall Mount Hot Water Heater, 32K BTU	Factory	NA	6%
	\$ -	MISCELLANEOUS	Factory	NA	6%
20088	\$ 523	Heater Booster Pump - does not include electric valves	Factory	NA	6%
20089	\$ 258	Electric Water Shut Off Valves For Rear Floor Heater	Factory	NA	6%
8789	\$ 258	Perimeter Seating Heater Kit: Adapts Heater for Kick Panel Applications	Factory	NA	6%
20090	\$ 341	Silicone Heater Hose (for rear unit) w/full ring clamps	Factory	NA	6%
8788	\$ 258	Insulate Heater Hoses	Factory	NA	6%
20092	\$ 197	Defroster Fan - Mount Location:	Factory	NA	6%
	\$ -	ELECTRICAL	Factory	NA	6%
22079	\$ 137	Door Ajar Buzzer on Rear Door	Factory	NA	6%
22080	\$ 137	Door Ajar Buzzer on Wheelchair Door	Factory	NA	6%
22081	\$ 190	Door Ajar Warning on Entry Door - Buzzer and Light in Driver Area	Factory	NA	6%
22082	\$ 212	Door Ajar Warning on Wheelchair Door - Buzzer and Light in Driver Area	Factory	NA	6%
22083	\$ 212	Door Ajar Warning on Rear Door - Buzzer and Light in Driver Area	Factory	NA	6%
8679	\$ 53	Window Ajar Alarm Buzzer on Egress Window, each	Factory	NA	6%
2296	\$ 364	Window Ajar Alarm Buzzer on all Egress Windows & Light in Driver Area	Factory	NA	6%
2178	\$ 152	Rear Door Starter Interrupt	Factory	NA	6%
2029	\$ 569	Battery Box and Tray	Factory	NA	6%
2826	\$ 1,661	Galvanized In Step Battery Box w/Interior Paint & Hold Downs (Allstar)	Factory	NA	6%
2889	\$ 1,843	Fiberglass Battery Box & Stainless Steel Tray (Allstar Only)	Factory	NA	6%
2208	\$ 1,335	8D Battery and Battery Box with Slide-out Tray	Factory	NA	6%
2527	\$ 1,812	Stainless Steel Battery Box & Tray	Factory	NA	6%
2527	\$ 1,812	Stainless Steel Battery Box & Tray	Factory	NA	6%
2784	\$ 1,274	Stainless Batt. Tray w/Std Batt.Box	Factory	NA	6%
2784	\$ 1,274	Stainless Batt. Tray w/Std Batt.Box	Factory	NA	6%
2869	\$ 440	Stainless Steel Battery Tray Slides ILO Zinc Plated Slides - Extra Charge	Factory	NA	6%
2035-7	\$ 303	Locate GM OEM Frame Rail Mounted Battery to Tray or In Step Box Requires Tray or In Step Option	Factory	NA	6%
2214	\$ 212	Locate (2) Batteries to Tray or In Step Box FORD - Requires Tray or In Step Option	Factory	NA	6%
2870	\$ 1,145	Locate (2) Batteries to Tray or In Step Box CHEVY - Requires Tray or In Step Option	Factory	NA	6%
2382	\$ 114	Voltmeter installed in Overhead	Factory	NA	6%
8790	\$ 212	Rotary Disconnect Switch	Factory	NA	6%
22093	\$ 523	Circuit Breakers in lieu of Fuses	Factory	NA	6%
2316	\$ 243	Light in Engine Area	Factory	NA	6%
2298	\$ 1,016	Stop Request, Pull Cord, Chime, Sign	Factory	NA	6%
2785	\$ 1,145	ADA Stop Request, Pull Cord, Dual Auditory Tones, Dual Face Sign w/LED for ADA Request	Factory	NA	6%
2786	\$ 137	Touch Tape at WC area for ADA Stop Request - Activates 2nd Auditory Tone (Ea.)	Factory	NA	6%
22097	\$ 212	Hourmeter	Factory	NA	6%
22098	\$ 167	Heated Entry Step, Electric	Factory	NA	6%
22099	\$ 190	Digital Clock, 12 volt, in driver overhead	Factory	NA	6%
2651	\$ 53	Additional 12V Power Outlet (Mounted in Driver Side B Pillar)	Factory	NA	6%
22101	\$ 106	Laminated Wiring Schematic ***AS BUILT*** ON ELECTRICAL PANEL DOOR	Factory	NA	6%
STD	\$ -	Wiring Diagram "AS BUILT" ON USB Flash Drive	Factory	NA	6%
	\$ -	DESTINATION SIGNS/I.D. SIGN/FRONT VIEW WINDOW	Factory	NA	6%
20115	\$ 523	Front Illuminated ID Sign (no lettering)	Factory	NA	6%
2180	\$ 3,215	Front Multiple Destination Sign (Transign) Up to 15 positions	Factory	NA	6%
20118	\$ 3,215	Side Multiple Destination Sign (Transign) Up to 15 positions	Factory	NA	6%
2283	\$ 53	Mult Dest Sign Switch in Dash-Peep Hole in Dest Sign Door	Factory	NA	6%
20116	\$ 569	Front View Window in Cab Overhead	Factory	NA	6%
2871	\$ 925	Install Front Destination Sign Window and Overhead Access Door for Customer Installed Sign	Factory	NA	6%
2872	\$ 523	Install Side Destination Sign Window w/Structure for Customer Installed Sign	Factory	NA	6%
20120	\$ 12,248	Luminator Horizon SMT Front Sign 16x120(6"x45") With ODK 4 Controller	Factory	NA	6%
20121	\$ 4,232	Luminator Horizon SMT Side Sign 8x80 (2.8"x30") Requires front sign #2787	Factory	NA	6%
20125	\$ 1,335	LUMINATOR PROGRAMMING SOFTWARE (IPS)	Factory	NA	6%
20122	\$ 6,090	Transign LD12112 Front LED Sign 12x112 Display w/OCU	Factory	NA	6%
20123	\$ 3,481	Transign LD1280 Side LED Sign 12x80 Display-Requires Front Sign	Factory	NA	6%
99	\$ 6,734	Hanover DD054 Front LED Sign 15x112 Display w/OCU	Factory	NA	6%
99	\$ 3,807	Hanover DD139 Side LED Sign 15x96 Display-Requires Front Sign	Factory	NA	6%
	\$ -	FAREBOXES	Factory	NA	6%
20126	\$ 3,488	Diamond NV Rectangular Farebox w/2 Vaults	Factory	NA	6%
20127	\$ 4,186	Diamond SV Rectangular Farebox w/2 Vaults	Factory	NA	6%
20128	\$ 5,384	Diamond D Round Farebox w/1 Vault (Long Lead Time Item - 14 to 16 Weeks)	Factory	NA	6%
20129	\$ 1,812	Additional Vault for Diamond D Round Farebox	Factory	NA	6%
	\$ -	EXTERIOR LIGHTS	Factory	NA	6%
STD	\$ -	Surface Mount LED Entry Door Exterior Light - STD Choose Optional Below or Special builds	Factory	NA	6%

20130	\$	76	4" Round Flush Mount LED Entry Door Exterior Light	Factory	NA	6%
20131	\$	68	LED Light at Driver Stepwell	Factory	NA	6%
20132	\$	129	Armoured Marker Lights	Factory	NA	6%
20133	\$	349	2 LED 7" Lts-Rear Flash	Factory	NA	6%
99	\$	349	2 LED 7" Lts-Rear Flash	Factory	NA	6%
2867	\$	349	2 LED 4" Lts-Rear Flash	Factory	NA	6%
99	\$	349	2 LED 4" Lts-Rear Flash	Factory	NA	6%
2855	\$	349	(2) LED 7" Round Red Lights on Rear, work with brake lights	Factory	NA	6%
20134	\$	349	2 LED Amber 7" Lights on Front Flash When	Factory	NA	6%
20135	\$	152	Turn Signals Flash With Open Door	Factory	NA	6%
20136	\$	129	LED Rear Center Mount Brake Light, Rectangular	Factory	NA	6%
20137	\$	167	LED Rear Center Mount Brake Light Long & Narrow	Factory	NA	6%
20138	\$	281	LED Mid-Ship Turn / Marker Lights	Factory	NA	6%
20139	\$	205	Independent RED Brake & AMBER Turn Signal Lights	Factory	NA	6%
20140	\$	265	Strobe Light, Roof Mounted COLOR:	Factory	NA	6%
20140	\$	265	Strobe Light, Roof Mounted COLOR:	Factory	NA	6%
	\$	-	INTERIOR LIGHTS	Factory	NA	6%
8812	\$	76	LED Dual Reading Lights (Each) In Overhead Luggage Requires 2020 or 2284	Factory	NA	6%
8680	\$	76	LED Dual Reading Lights (Each) In Radius Transition Panel N/A Overhead Luggage	Factory	NA	6%
8041	\$	68	Additional Interior LED Dome Lamp - Each	Factory	NA	6%
8810	\$	76	Door Activated Interior Lights	Factory	NA	6%
8811	\$	129	LED Overhead Interior 16" Strip Lights-Each Optronics ILL-71-CB	Factory	NA	6%
	\$	-	AUDIO / VISUAL	Factory	NA	6%
8287	\$	667	Deluxe AM/FM/CD With Clock & 4 Speakers PA Ready	Factory	NA	6%
			Jensen JHD36AB AM/FM/CD/Clock Blue Tooth/USB Enabled / 4 SPEAKERS PA Ready			
8830	\$	925		Factory	NA	6%
8831	\$	68	Bluetooth Microphone for JHD36AB Radio (phone calls, etc.) W/visor Clip	Factory	NA	6%
			AM/FM/DVD Touch Screen 4 Speakers W/Nav, USB & SD Card, Backup Camera, PA Ready			
8813	\$	2,776		Factory	NA	6%
8139	\$	319	Hand Held Mic & Clip Added to PA Ready Radio	Factory	NA	6%
99	\$	319	JPA600 PA System w/ Hand Held Mic & Clip Integrated with OEM Radio	Factory	NA	6%
			JPA 600 PA System with Hand Held Mic & Clip W/ 2 Speakers (Independent of Radio)			
8388	\$	523		Factory	NA	6%
20153	\$	3,473	A/V Option #1 15" Center Mount FLIPDOWN LCD MONITOR W/DVD PLAYER	Factory	NA	6%
20154	\$	3,693	Add 2nd 15" Flipdown MONITOR to Option #1**Requires #2528	Factory	NA	6%
20155	\$	3,693	Add (2) 10.2" LCD Monitors to Option #1**Requires #2528	Factory	NA	6%
20156	\$	1,547	10.2" Monitor (additional, each) **NOTE LOCATION ON FLOORPLAN	Factory	NA	6%
20157	\$	46	Additional Speaker(s), Each	Factory	NA	6%
8822	\$	258	4 Speakers with Wire to Chassis OEM Radio (if supplied)	Factory	NA	6%
20160	\$	152	Ground Plane for 2-Way Radio, Pull Cord, Conduit Terminates B Pillar Floor	Factory	NA	6%
20161	\$	114	On/Off Switch for Passenger Area Speakers	Factory	NA	6%
20162	\$	167	External Speaker with ON/OFF Switch (each)	Factory	NA	6%
	\$	-	DOORS / HATCH / WINDOWS	Factory	NA	6%
2241	\$	925	Passenger Door 42" ROUGH OPENING (OPTIONAL)	Factory	NA	6%
2876	\$	319	Passenger Door - 31.5" REQUIRED on Front Lift 138" & 139" WB Models	Factory	NA	6%
8133	\$	144	Exterior Passenger Entrance Door Key	Factory	NA	6%
8320	\$	30	Extra Key for Electric Entry Door (requires opt 8133)	Factory	NA	6%
8795	\$	212	A&M KEYPAD ENTRY DOOR EXTERIOR ACCESS	Factory	NA	6%
8796	\$	463	A&M WIRELESS REMOTE KEY FOB ENTRY DOOR CONTROL (1 FOB)	Factory	NA	6%
8797	\$	152	ADDITIONAL A&M WIRELESS REMOTE KEY FOB	Factory	NA	6%
8126	\$	576	Rear Door, No Window - Standard Left Hand Hinge	Factory	NA	6%
8126	\$	576	Rear Door, No Window - Optional Right Hand Hinge	Factory	NA	6%
8016	\$	720	Rear Door, (1) Window - Standard Left Hand Hinge	Factory	NA	6%
8016	\$	720	Rear Door, (1) Window - Optional Right Hand Hinge	Factory	NA	6%
8682	\$	144	Additional Window for Rear Door	Factory	NA	6%
20175	\$	265	Twin Windows Either Side of Rear Door	Factory	NA	6%
20176	\$	30	Rear Door Slide Lock	Factory	NA	6%
20177	\$	30	Extra Key for Rear Door or Wheelchair Door	Factory	NA	6%
1052	\$	546	ROOF HATCH SAFE FLEET - ADVANTAGE H1976-004-001 W/ EXTERIOR HANDLE	Factory	NA	6%
20179	\$	720	Roof Hatch - Transpec 1070 Series Dual Purpose Safety Vent II	Factory	NA	6%
20180	\$	720	Roof Hatch - Transpec 1170 Series Triple Value Safety Vent II w/Static Vent	Factory	NA	6%
20181	\$	1,024	Roof Hatch - Transpec 1670 Series Power Safety Vent II w/Static Vent & Power Exhaust Fan	Factory	NA	6%
8767	\$	68	ADD BUZZER TO ROOF HATCH ORDERED	Factory	NA	6%
20185	\$	76	ADD OUTSIDE RELEASE TO 10, 11, 16 SERIES HATCHES ABOVE	Factory	NA	6%
20186	\$	417	Upgrade to Bonded Window (each) - N/A Side Sign	Factory	NA	6%
20187	\$	106	Solid Window(s) EACH Replace T-Slide(s) Enter Specific Instructions in Row Below	Factory	NA	6%
20188	\$	99	Extra Egress Window(s)	Factory	NA	6%
	\$	-	INTERIOR	Factory	NA	6%

8769	\$ 30	Driver Coat Hook	Factory	NA	6%
20190	\$ 23	Interior Handles on Wheelchair Door & Rear Door-Red	Factory	NA	6%
	\$ -	LUGGAGE RACK / STORAGE	Factory	NA	6%
20191	\$ 212	Driver Storage in Cab Overhead	Factory	NA	6%
20192	\$ 243	Driver Storage in Cab Overhead with Lock	Factory	NA	6%
8020	\$ 1,130	Overhead Luggage Rack - Both Sides	Factory	NA	6%
8814	\$ 23	Install Netting on Twin Overhead Luggage Racks-Enter Bus Length in the Qty Column	Factory	NA	6%
8815	\$ 569	Overhead Luggage Rack - Street Side Only	Factory	NA	6%
8815	\$ 569	Overhead Luggage Rack - Curbside Only	Factory	NA	6%
8816	\$ 15	Install Netting on Single Overhead Luggage Racks-Enter Bus Length in the Qty Column	Factory	NA	6%
8817	\$ 622	Cover Overhead Racks w/matching Seat Fabric (up to Level 5) PER SIDE	Factory	NA	6%
20198	\$ 1,464	30" Interior Luggage Rack, 2 Shelves	Factory	NA	6%
20199	\$ 1,532	36" Interior Luggage Rack, 2 Shelves	Factory	NA	6%
20200	\$ 1,593	48" Interior Luggage Rack, 2 Shelves	Factory	NA	6%
20201	\$ 1,706	60" Interior Luggage Rack, 2 Shelves	Factory	NA	6%
20202	\$ 1,775	72" Interior Luggage Rack, 2 Shelves	Factory	NA	6%
20203	\$ 1,562	Rear Luggage Area w/Rear Door,Felt Liner,Escape Hatch,Light,Rubber Floor	Factory	NA	6%
20204	\$ 91	Shelf in Rear Luggage (each) - SPECIFY LOCATION BELOW	Factory	NA	6%
20205	\$ 1,092	Rear Cargo Net, Includes Roof Hatch	Factory	NA	6%
	\$ -	PARATRANSIT OPTIONS	Factory	NA	6%
20206	\$ 2,212	Double W/C Doors w/ Windows, LED Interior Light, Leaf Spring, LED Exterior Lighting	Factory	NA	6%
20207	\$ 2,805	2" Wider Double W/C Doors w/ Windows, LED Interior Lights, Leaf Spring, LED Exterior Lighting	Factory	NA	6%
20208	\$ 2,097	Single W/C Door w/Window,LED Interior Lights, Leaf Spring, LED Exterior Lighting	Factory	NA	6%
20211	\$ 62	INSTALL T-Latch W.C. Door Hold Open Each - Note: Deletes Gas Shocks	Factory	NA	6%
	\$ -	BRAUN LIFTS	Factory	NA	6%
8744	\$ 12,378	Braun Century NCL917-2 800# Lift (33"x51")	Factory	NA	6%
8766	\$ 13,024	Braun Vista NVL917 800# Lift (31.5" x 50")	Factory	NA	6%
8742	\$ 13,024	Braun Millenium NL917-2 800# (33"x51")	Factory	NA	6%
20225	\$ 12,378	Braun Century NCL919-2 800# Lift (34"x51") *N/A FRONT LIFT 138/139"WB	Factory	NA	6%
20226	\$ 13,024	Braun Millenium NL919-2 800# Lift (34"x51") *N/A FRONT LIFT 138/139"WB	Factory	NA	6%
20228	\$ 15,120	Braun Millenium NL9173751 800# (37"x51") N/A 138"WB - Requires 2" Wider Doors. NOT AVAILABLE on 138" or 139" Front Lift Models	Factory	NA	6%
20227	\$ 12,378	Braun Century NCL9173454-2 800# (34"x54") *N/A FRONT LIFT 138/139"WB	Factory	NA	6%
20229	\$ 13,855	Braun Century NCL1000 3451HB-2 1000# (34"x51")*N/A FRONT LIFT 138/139"WB	Factory	NA	6%
20230	\$ 13,855	Braun Century NCL 1000 3454HB-2 1000# (34"x54") *N/A FRONT LIFT 138/139"WB	Factory	NA	6%
8800	\$ 761	Vinyl Cover for Wheelchair Lift - Braun	Factory	NA	6%
8801	\$ 177	Seat Belt on Braun Lift - Installed	Factory	NA	6%
	\$ -	LIFT FAST IDLE WITH 403 INTERLOCK	Factory	NA	6%
99	\$ 1,079	Intermotive Gateway 508-F Ford E or 517-F Transit Fast Idle with Lift Interlock	Factory	NA	6%
2531	\$ 1,442	INTERMOTIVE Gateway 605-F Fast Idle with Lift Interlock GM Gas	Factory	NA	6%
	\$ -	SureLok W.C. Securement Kits, Accessories	Factory	NA	6%
8685	\$ 1,522	FF627S-4C Retract,S Hook ,FE200727HA Combo Lap/Shldr, L Track	Factory	NA	6%
8686	\$ 2,017	FF661S-4C-SNC Retract SlideNClick,S Hook, FE200727HA Combo Lap/Shldr	Factory	NA	6%
8613	\$ 1,575	AL712S-4C Titan Auto Tension S Hook, HA Shldr Belt	Factory	NA	6%
8824	\$ 2,203	AL812S-4C Titan (4)AL800855S Tie Down LTrack & AL700727HA Sldr/Lap Belt	Factory	NA	6%
8825	\$ 2,530	AL860S-4C SNC (4)AL800944S SNC Tie Down SlideNClick & AL700727HA Sldr/Lap Belt	Factory	NA	6%
20239	\$ 53	FE200750-16 16" Quick Strap (each)	Factory	NA	6%
8177	\$ 53	Sure-Lok Belt Cutter (ship loose)	Factory	NA	6%
8099	\$ 124	Sure-Lok Belt Storage Pouch	Factory	NA	6%
	\$ -	Q Straint W.C. Securement Kits, Accessories	Factory	NA	6%
20242	\$ 115	Q8-6500-L Upper Shoulder Harness Mount Fixed Point to L Track Adaptor	Factory	NA	6%
8688	\$ 1,256	Q-8201-L Std Retrctr Tie Down,Q8-6326-A1 Combo Lap/Shldr,L Trk	Factory	NA	6%
8003	\$ 1,442	Q-8101-L DeLuxe Retrctr Tie Down,Q8-6326-A1 Combo Lap/Shldr,L Trk	Factory	NA	6%
8689	\$ 1,522	Q-8301-L Max Retrctr Tie Down,Q8-6326-A1 Comb Lap/Shldr,L Trk	Factory	NA	6%
20246	\$ 2,017	Q-8301-SC Max Retrctr tie down,Q8-6326-A1 Comb Lap/Shldr,SldNClk	Factory	NA	6%
20247	\$ 1,663	Q8100-A1T-L Deluxe Retrctr Tie Down L Track Upper - Seat Track Lower Shldr Belt Mnt	Factory	NA	6%
8826	\$ 2,203	Q10007 - 4 QRT 360 Retractor Tie Down L track & Q8-6326-A1 Comb-Lap/Shldr	Factory	NA	6%
8827	\$ 2,530	Q10008 - 4 QRT 360 Retractor Tie Down Sld N Click & Q8-6326-A1 Comb-Lap/Shldr	Factory	NA	6%
99	\$ 2,530	Q10029 - 4 QRT 360 Retractor Tie Down Sld N Click & Q5-6415-RET-L L-Track Mounted Retractable Shoulder Belt W/ Q8-6325 Lap Belt	Factory	NA	6%
99	\$ 2,203	Q10032 - 4 QRT 360 Retractor Tie Down L-Track & Q5-6415-RET-L L-Track Mounted Retractable Shoulder Belt W/ Q8-6325 Lap Belt	Factory	NA	6%
99	\$ 2,530	Q10009 - 4 QRT 360 Retractor Tie Down Sld N Click w/ L- Track Ceiling Mounted Q5-6410- TBL27 Shoulder Belt & Q8-6325 Lap Belt	Factory	NA	6%

99	\$ 2,203	Q10010 - 4 QRT 360 Retractable Tie Down L-Track w/ L- Track Ceiling Mounted Q5-6410- TBL27 Shoulder Belt & Q8-6325 Lap Belt	Factory	NA	6%
20250	\$ 35	Q5-7580-4 18" Blue Webbing Loop (each)	Factory	NA	6%
20251	\$ 150	Q5-6327 84" Postural Belt with Padding - Black Webbing	Factory	NA	6%
8102	\$ 133	Q Straint Belt Storage Pouch	Factory	NA	6%
8179	\$ 53	Q-Straint Belt Cutter (ship loose)	Factory	NA	6%
	\$ -	Miscellaneous Accessories	Factory	NA	6%
20254	\$ 38	L Track for Wheelchair Tiedown (per foot)	Factory	NA	6%
8104	\$ 23	Priority Seating Sign **Required for ADA Compliance**	Factory	NA	6%
8105	\$ 23	Wheelchair Decal (International Symbol of Accessibility) Each	Factory	NA	6%
20257	\$ 76	Tool Box Wheelchair Belt Storage	Factory	NA	6%
	\$ -	SAFETY OPTIONS	Factory	NA	6%
8089	\$ 114	5 Lb Fire Extinguisher	Factory	NA	6%
8616	\$ 258	10 Lb Fire Extinguisher w/Bracket	Factory	NA	6%
20260	\$ 7,349	Dual Spectrum Fire Suppression 25#, Thermal Spot Detectors, No fuel tank area	Factory	NA	6%
20261	\$ 5,506	Amerex Fire Suppression #17325 - 13# 2 Nozzle System	Factory	NA	6%
8090	\$ 99	16 Unit First Aid Kit	Factory	NA	6%
20263	\$ 114	25 Unit First Aid Kit	Factory	NA	6%
20264	\$ 91	Body Fluid Kit	Factory	NA	6%
8091	\$ 106	Emergency Triangle Kit	Factory	NA	6%
20266	\$ 167	Fire Blanket	Factory	NA	6%
20267	\$ 106	Back-Up Alarm SAE Type C 97 db(A)	Factory	NA	6%
2880	\$ 152	Back-Up Alarm SAE Type B 107 db(A) Ecco 575	Factory	NA	6%
20268	\$ 1,191	Echovision Ultrasonic Backup System	Factory	NA	6%
20269	\$ 766	Rosco Backup Warning System BSSK-1001 Surface Mount	Factory	NA	6%
20272	\$ 1,797	ASA Back-Up Camera & Monitor	Factory	NA	6%
20270	\$ 804	Rosco STSK7465 Backup Camera, Microphone, 7" LCD Monitor w/speakers	Factory	NA	6%
20271	\$ 1,145	Rosco "Smart Vision" Backup Camera STSK4530 Includes 4.3" Display in Driver Rear View Mirror (Replaces OEM Mirror). Can accept 2 Inputs	Factory	NA	6%
20273	\$ 1,729	Hindsight 20/20 Rear Sonar Backup System	Factory	NA	6%
20274	\$ 834	Rosco Backup Warning System BSSK-1001 Flush Mount in Steel Bumper	Factory	NA	6%
20275	\$ 1,145	HawkEye Reverse Assist System (RAS) Installed in Steel Bumper	Factory	NA	6%
20276	\$ 83	Interior Convex Mirror 6"x9"	Factory	NA	6%
20277	\$ 83	Interior Flat Mirror, 6" x 16" (N/A ON DUAL DOOR CHASSIS)	Factory	NA	6%
20278	\$ 76	Wide Angle Lens 11"x14", Fresnel	Factory	NA	6%
20279	\$ 228	Crossover Mirror, Front, Curbside (NOT AVAILABLE ON FORD TRANSIT)	Factory	NA	6%
20280	\$ 228	Crossover Mirror, Front, Roadside (NOT AVAILABLE ON FORD TRANSIT)	Factory	NA	6%
8155	\$ 106	Red Light Over Emergency Exit Ea: ON:	Factory	NA	6%
20282	\$ 30	"NO SMOKING" Sign	Factory	NA	6%
20283	\$ 30	"NO EATING" Sign	Factory	NA	6%
8154	\$ 30	White "Standee" Line	Factory	NA	6%
8802	\$ 46	Yellow "Standee" Line	Factory	NA	6%
20286	\$ 30	Decal "Please Fasten your Seat Belt"	Factory	NA	6%
20287	\$ 30	Decal - Please Stand Behind White/Yellow Line When Vehicle is in Motion	Factory	NA	6%
20288	\$ 30	Decal "Please Watch Your Step"	Factory	NA	6%
20289	\$ 30	Decal Vehicle Height Sticker	Factory	NA	6%
20290	\$ 30	Fire Extinguisher Decal	Factory	NA	6%
20291	\$ 30	Emergency Exit Decal BLACK LOCATION:	Factory	NA	6%
20292	\$ 30	Emergency Exit Decal RED LOCATION:	Factory	NA	6%
20293	\$ 30	Door Handle Operation Arrow Decal - Black, Exterior Installed on Rear Door	Factory	NA	6%
20293	\$ 30	Door Handle Operation Arrow Decal - Black, Exterior Installed on W/C Door	Factory	NA	6%
20294	\$ 30	Door Handle Operation Arrow Decal - Red, Interior Installed on Rear Door	Factory	NA	6%
	\$ -	GRAB RAIL / STANCHION / PANELS	Factory	NA	6%
2050	\$ 197	Ceiling Grab Rail - Install on Street Side	Factory	NA	6%
2050	\$ 197	Ceiling Grab Rail - Install on Curbside	Factory	NA	6%
99	\$ 387	Ceiling Grab Rail - Install on Both Sides	Factory	NA	6%
20297	\$ 197	Yellow Powder Coat Ceiling Grab Rail (each)	Factory	NA	6%
STD	\$ -	Left Hand Entry Vertical Grab Rail - 1 1/4"	Factory	NA	6%
8049	\$ 129	Right Hand Entry Vertical Grab Rail - 1 1/4"	Factory	NA	6%
8130	\$ 197	1 1/4" Dual Entry Grab Rails Parallel to Entrance Steps (both sides)	Factory	NA	6%
20299	\$ 129	Yellow Powder Coat Entry Grab Rails Each - Enter Total Quantity Needed	Factory	NA	6%
20300	\$ 83	Grab Rail, Horizontal, under window next to wheelchair	Factory	NA	6%
20301	\$ 265	Stanchion and Modesty Panel Behind Driver	Factory	NA	6%
20302	\$ 167	Yellow Powder Coat Stanchion/Panel Assemblies Each Enter Total Quantity	Factory	NA	6%
20303	\$ 265	Add Stanchion and Modesty Panel	Factory	NA	6%
20304	\$ 91	Padding on Stanchion - Gray - Per 40" Max Length Each (note location(s) below)	Factory	NA	6%
20305	\$ 91	Padding on Stanchion - Yellow - Per 40" Max Length Each (note location(s) below)	Factory	NA	6%
20306	\$ 265	Modesty Panel at Wheelchair Lift (extend from floor to ceiling)	Factory	NA	6%

8146	\$ 197	Add Tinted Plexiglass Upper Panel	Factory	NA	6%
	\$ -	SEATING - DRIVER	Factory	NA	6%
2064	\$ 1,312	SHIELD FC Recliner(GM&Ford), RH Arm, 4 Position Lumbar, Mesh Pocket	Factory	NA	6%
99	\$ 2,707	SHIELD Sport 2.0 Recliner RH Adjustable LeMans Arm, 2 Way Adjustable Lumbar	Factory	NA	6%
2631	\$ 4,300	Recaro LXS Driver Seat - *** LONG LEAD TIME ITEM 10+ WEEKS ****	Factory	NA	6%
2167	\$ 4,300	USSC G2 ELP Adjustable Head Rest,Lumbar,Armrest, Black Cloth Insert, Vinyl Sides	Factory	NA	6%
2205	\$ 1,024	Adnik 6 Way Driver Seat Power Base	Factory	NA	6%
2866	\$ 106	INSTALL VINYL SKIRT ON POWER SEAT BASE - ADNIK OR OEM	Factory	NA	6%
	\$ -	FREEDMAN SHIELD DRIVER SEAT FABRICS	Factory	NA	6%
	\$ -	EUROPEAN OR AMERICAN WOOL QUOTED AT TIME OF ORDER!!!!	Factory	NA	6%
2373	\$ 319	Re-Upholster OEM Driver or Co-Pilot (Each)* Fabric Level is Additional To This	Factory	NA	6%
2110	\$ -	Driver Seat Cover - Level 1 Newport Vinyl; Oxen Vinyl; Olefin	Factory	NA	6%
2111	\$ 91	Driver Seat Cover - Level 2 Vinyl w/Regions Inserts	Factory	NA	6%
2042	\$ 152	Driver Seat Cover - Level 3 Regions or any Level 3 Combo	Factory	NA	6%
2043	\$ 190	Driver Seat Cover - Level 4 Ice Pinstripe; Mor-Care; Leathermate	Factory	NA	6%
2046	\$ 288	Driver Seat Cover - Level 5 Tower; Streamer; Carnival; Avanti	Factory	NA	6%
2112	\$ 303	Driver Seat Cover - Level 6 Autumn Leaves; Mosaic; Web Pastel; 7 Sisters	Factory	NA	6%
	\$ -	FREEDMAN SHIELD SPORT 2.0 DRIVER SEAT FABRICS	Factory	NA	6%
	\$ -	EUROPEAN OR AMERICAN WOOL QUOTED AT TIME OF ORDER!!!!	Factory	NA	6%
99	\$ 387	Driver Seat Cover - Level 1	Factory	NA	6%
99	\$ 455	Driver Seat Cover - Level 2	Factory	NA	6%
99	\$ 516	Driver Seat Cover - Level 3	Factory	NA	6%
99	\$ 554	Driver Seat Cover - Level 3.5	Factory	NA	6%
99	\$ 561	Driver Seat Cover - Level 4	Factory	NA	6%
99	\$ 629	Driver Seat Cover - Level 5	Factory	NA	6%
99	\$ 652	Driver Seat Cover - Level 6	Factory	NA	6%
99	\$ 690	Driver Seat Cover - Level 6	Factory	NA	6%
	\$ -	G2E AND RECARO DRIVER SEAT FABRICS	Factory	NA	6%
	\$ -	EUROPEAN OR AMERICAN WOOL QUOTED AT TIME OF ORDER!!!!	Factory	NA	6%
2374	\$ 106	Driver Seat Cover - Level 1 Newport Vinyl; Oxen Vinyl; Olefin	Factory	NA	6%
2375	\$ 129	Driver Seat Cover - Level 2 Vinyl w/Regions Inserts	Factory	NA	6%
2376	\$ 152	Driver Seat Cover - Level 3 Regions or any Level 3 Combo	Factory	NA	6%
2377	\$ 372	Driver Seat Cover - Level 4 Ice Pinstripe; Mor-Care; Leathermate	Factory	NA	6%
2378	\$ 402	Driver Seat Cover - Level 5 Tower; Streamer; Carnival; Avanti	Factory	NA	6%
2379	\$ 447	Driver Seat Cover - Level 6 Autumn Leaves; Mosaic; Web Pastel; 7 Sisters	Factory	NA	6%
	\$ -	SEATING - PASSENGER	Factory	NA	6%
8065	\$ 1,198	High Back Double Seat	Factory	NA	6%
8066	\$ 660	High Back Single Seat	Factory	NA	6%
8067	\$ 1,153	Mid High Double Seat	Factory	NA	6%
8068	\$ 629	Mid High Single Seat	Factory	NA	6%
2243	\$ 3,367	Mid High Freedman Seats, (5) 15" Rear Row (Starlite only)	Factory	NA	6%
2851	\$ 83	Upgrade to BERKSHIRE Highback Seat Option Per Person 1" Reduced Knee Room	Factory	NA	6%
20312	\$ 1,092	Low Back Double Seat	Factory	NA	6%
20313	\$ 599	Low Back Single Seat	Factory	NA	6%
	\$ -	RITZ SEATS - INCLUDES MAP POCKET MADE FROM TRIM MATERIAL REDUCES KNEE ROOM BY 1.5" VS Featherweight	Factory	NA	6%
20314	\$ 910	RITZ High Back Single Rigid	Factory	NA	6%
20315	\$ 1,623	RITZ High Back Double Rigid	Factory	NA	6%
	\$ -	FLIP SEATS	Factory	NA	6%
99	\$ 971	Econo Flip - Single - N/A with Retractable Belt Option	Factory	NA	6%
99	\$ 1,433	Econo Flip - Double - N/A with Retractable Belt Option	Factory	NA	6%
20319	\$ 1,251	Flip Seat, Single Freedman Featherweight Mid High	Factory	NA	6%
20320	\$ 1,828	Flip Seat, Double Freedman Featherweight Mid High	Factory	NA	6%
20321	\$ 2,806	Flip Seat, Triple Freedman Featherweight Mid High	Factory	NA	6%
99	\$ 83	Upgrade to Mid-High Flip To BERKSHIRE (PER PASSENGER)	Factory	NA	6%
	\$ -	FOLDAWAY SEATS	Factory	NA	6%
8832	\$ 1,365	Foldaway Seat, Single AM	Factory	NA	6%
8084	\$ 1,987	Foldaway Seat, Double AM Benchback	Factory	NA	6%
2861	\$ 1,486	Foldaway Seat, Single AM Wheelwell with riser	Factory	NA	6%
2085	\$ 2,161	Foldaway Seat -Double AM Benchback Wheelwell with riser	Factory	NA	6%
2862	\$ 1,426	Foldaway Seat, Single BV to Fit In Fuel Fill Area	Factory	NA	6%
2602	\$ 2,070	Foldaway Seat-Double BV Benchback Street side (to fit in gas fill area)	Factory	NA	6%
2364	\$ 1,555	Foldaway Seat, High Back, Single	Factory	NA	6%
2335	\$ 2,343	Foldaway Seat - High Back Double	Factory	NA	6%
2336	\$ 2,343	Foldaway Seat - Mid-High Notch Back Double AM (non-wheelwell)	Factory	NA	6%
2809	\$ 2,495	Foldaway Seat - Mid-High Notch Back Double AM for Wheel Well with riser	Factory	NA	6%
20329	\$ 2,495	Foldaway Seat - Notch Back Double BV For Fuel Fill Area	Factory	NA	6%

99	\$ 83	Upgrade to Mid-High Notch Back Foldaway To BERKSHIRE (PER PASSENGER)	Factory	NA	6%
2540	\$ 1,706	Single Seat, Integrated Child Seat (for 20-51 pounds)	Factory	NA	6%
2331	\$ 2,594	Double Seat with (1) Integrated Child Seat and (1) Mid High Back 2nd Seat	Factory	NA	6%
2541	\$ 3,587	Double Seat with (2) Integrated Child Seats	Factory	NA	6%
2852	\$ 281	Upgrade ICS Seat to ICS-10 (Children 22-78 pounds) Per ICS Position	Factory	NA	6%
2546	\$ 2,123	Freedman 3 PT Double - Mid Hi w/ Grab Handle	Factory	NA	6%
2546	\$ 2,123	Freedman 3 PT Double - High Back	Factory	NA	6%
2547	\$ 1,373	Freedman 3 PT Single - Mid Hi w/ Grab Handle	Factory	NA	6%
2547	\$ 1,373	Freedman 3 PT Single - High Back	Factory	NA	6%
2548	\$ 2,609	Freedman 3 PT Double Recliner - Mid Hi w/Grab Handle	Factory	NA	6%
2548	\$ 2,609	Freedman 3 PT Double Recliner - High Back	Factory	NA	6%
2549	\$ 1,593	Freedman 3 PT Single Recliner - Mid Hi w/Grab Handle	Factory	NA	6%
2549	\$ 1,593	Freedman 3 PT Single Recliner - High Back	Factory	NA	6%
2550	\$ 2,586	Freedman 3 PT Double Flip - Mid Hi w/Grab Handle	Factory	NA	6%
2550	\$ 2,586	Freedman 3 PT Double Flip - High Back	Factory	NA	6%
2551	\$ 1,593	Freedman 3 PT Single Flip - Mid Hi w/Grab Handle	Factory	NA	6%
2551	\$ 1,593	Freedman 3 PT Single Flip - High Back	Factory	NA	6%
2552	\$ 3,140	Freedman 3 PT Double Foldaway - Mid Hi w/Grab Handle	Factory	NA	6%
2552	\$ 3,140	Freedman 3 PT Double Foldaway - High Back	Factory	NA	6%
2553	\$ 2,510	Freedman 3 PT Single Foldaway - Mid Hi w/Grab Handle	Factory	NA	6%
2553	\$ 2,510	Freedman 3 PT Single Foldaway - High Back	Factory	NA	6%
	\$ -	PASSENGER SEAT FABRICS	Factory	NA	6%
2071	\$ -	Seat Cover - Level 1 Newport Vinyl; Oxen Vinyl; Olefin	Factory	NA	6%
2072	\$ 53	Seat Cover - Level 2 Vinyl w/Regions Inserts (Sherpa/Shire Discontinued)	Factory	NA	6%
2073	\$ 68	Seat Cover - Level 3 Regions or any Level 3 Combination (Sherpa/Shire N/A)	Factory	NA	6%
2663	\$ 114	Seat Cover - Level 3.5	Factory	NA	6%
2074	\$ 152	Seat Cover - Level 4 Ice Pinstripe; Mor-Care; Leathermate	Factory	NA	6%
2075	\$ 167	Seat Cover - Level 5 Tower; Streamer; Carnival; Avanti	Factory	NA	6%
2122	\$ 190	Seat Cover - Level 6 Autumn Leaves; Mosaic; Web Pastel; 7 Sisters	Factory	NA	6%
2674	\$ 447	RITZ Seats Only - Leather/Vinyl Upgrade Per Person	Factory	NA	6%
2675	\$ 1,304	RITZ Seats Only - All Leather Upgrade Per Person	Factory	NA	6%
	\$ -	SEAT OPTIONS	Factory	NA	6%
2664	\$ 167	ABS Seat Backs Per Person (Mid-High Rigid and Notchback Folds Only)	Factory	NA	6%
2311	\$ 99	Anti-Vandal Grab Handle, Black Ea on:	Factory	NA	6%
2309	\$ 106	Anti-Vandal Grab Handle, Yellow Ea on:	Factory	NA	6%
2077	\$ 83	Black US Armrest - Each - on:	Factory	NA	6%
2076	\$ 99	Flip-Up Upholstered Armrest - on:	Factory	NA	6%
2554	\$ 205	Child Restraint System CRS225 Clips - Per Person	Factory	NA	6%
2676	\$ 174	Hi Back Corner Grab-Black-Each on	Factory	NA	6%
2310	\$ 114	Mid-High Corner Grab Black-Each on:	Factory	NA	6%
2865	\$ 174	Berkshire Grab-Black-Each on	Factory	NA	6%
2883	\$ 91	Docket 90 Fabric Wrapped Around Seat Cushion, Including Bottom (each)	Factory	NA	6%
2884	\$ 53	Flame Block Material on Underside of Seat (each)	Factory	NA	6%
2157	\$ 99	Footrests	Factory	NA	6%
2555	\$ 190	FTA-XL Foam (per person-does not include driver)	Factory	NA	6%
2407	\$ 68	Kick Panel Light (see floorplan for placement)	Factory	NA	6%
2144	\$ 68	Kick Panel, Under Seat - Each (Perimeter Seating)	Factory	NA	6%
2080	\$ 46	Mesh Map Pocket, Each on:	Factory	NA	6%
2665	\$ 38	Moisture Barrier (Per Person)	Factory	NA	6%
20388	\$ 167	Adjustable Headrest for Mid-Hi Seats (Each)	Factory	NA	6%
2358	\$ 106	Pillow Headrest - Each (High Back seats only)	Factory	NA	6%
2134	\$ 129	Pillow Seat - Each	Factory	NA	6%
2402	\$ 174	Quick Release for Center Rear Seat ** N/A with Seat Belts	Factory	NA	6%
2079	\$ 99	Recliner - Per Person	Factory	NA	6%
2677	\$ 99	RITZ Upholstered Armrest - Each on:	Factory	NA	6%
2678	\$ 129	RITZ Arm in Leather - Each on:	Factory	NA	6%
2679	\$ 68	RITZ MP3-iPod Holder (Sewn in Armrest) each on:	Factory	NA	6%
2135	\$ 38	Seat Belt Loop - Each *** Not Available on Foldaway Seats	Factory	NA	6%
2081	\$ 167	Side Slider per Double	Factory	NA	6%
2666	\$ 167	Snack Tray - Each	Factory	NA	6%
2680	\$ 190	TDSS-L Track on Foldaways Ea. Note Location in Special Instructions & Floor Plan	Factory	NA	6%
2681	\$ 372	TDSS-SC (SlideNClick) on Foldaways Ea. Note Location in Special Instructions & Floor Plan	Factory	NA	6%
2131	\$ 53	Vertical Stitching - Each	Factory	NA	6%
	\$ -	SEAT BELTS	Factory	NA	6%
2087	\$ 106	Seat Belt, Retractable ** NOT AVAILABLE WITH FOLDAWAY OR FLIP SEATS **ORDER USR BELTS	Factory	NA	6%
2282	\$ 212	Seat Belt, Freedman USR Retractable (Per Person)	Factory	NA	6%

2250	\$ 46	Seat Belt Extension, 12" FOR STANDARD SEAT BELTS	Factory	NA	6%
8771	\$ 53	Seat Belt Extension, 12" (P/N 56410) FOR USR SEAT BELTS	Factory	NA	6%
	\$ -	MISCELLANEOUS	Factory	NA	6%
99	\$ 17,791	LIQUID SPRING REAR SUSPENSION - FORD E-SERIES CHASSIS	Factory	NA	6%
99	\$ 12,210	KELDERMAN REAR SUSPENSION - FORD E-SERIES CHASSIS	Factory	NA	6%
99	\$ 14,128	KELDERMAN REAR SUSPENSION - FORD TRANSIT CHASSIS	Factory	NA	6%
99	\$ 13,605	KELDERMAN REAR SUSPENSION - GM CHASSIS	Factory	NA	6%
99	\$ 15,698	REYCO GRANNING REAR SUSPENSION - RD800F-AM FORD E350	Factory	NA	6%
99	\$ 16,570	REYCO GRANNING REAR SUSPENSION - RD950F-AM FORD E450	Factory	NA	6%
99	\$ 4,543	Signal Quest EDR	Factory	NA	6%
99	\$ 8,941	Fog Maker Fire Suppression System	Factory	NA	6%